

# MASTER LEDtube EM/ Mains

## MASTER LEDtube 1200mm HO 14W865 T8

The Philips MASTER LEDtube integrates a LED light source into a traditional fluorescent form factor. Its unique design creates a perfectly uniform visual appearance which cannot be distinguished from traditional fluorescent. For those that are looking for value for money within limited budget and re-lamping efforts for better light effect and lifetime.

### Warnings and Safety

• -

### Product data

General Information	
Cap base	G13 [ Medium Bi-Pin Fluorescent]
EU RoHS compliant	Yes
Nominal lifetime (nom.)	50000 h
Switching cycle	200,000X

Light Technical	
Colour Code	865 [ CCT of 6,500 K]
Beam Angle (Nom)	160 °
Luminous flux (nom.)	2100 lm
Colour designation	Cool Daylight
Correlated Colour Temperature (Nom)	6500 K
Luminous efficacy (rated) (nom.)	150.00 lm/W
Colour consistency	<6
Colour rendering index (nom.)	83
LLMF at end of nominal lifetime (nom.)	70 %

Operating and Electrical	
Input frequency	50 to 60 Hz
Power (Rated) (Nom)	14 W
Lamp current (max.)	65 mA
Lamp current (min.)	60 mA
Starting time (nom.)	0.5 s
Warm-up time to 60% light (nom.)	0.5 s
Power factor (nom.)	0.9
Voltage (Nom)	220-240 V

Temperature	
T-ambient (max.)	45 °C
T-ambient (min.)	-20 °C
T storage (max.)	65 °C
T storage (min.)	-40 °C
T-Case maximum (nom.)	55 °C

# MASTER LEDtube EM/Mains

## Controls and Dimming

Dimmable No

## Mechanical and Housing

Product length 1200 mm

## Approval and Application

Energy efficiency label (EEL) A++

Energy-saving product Yes

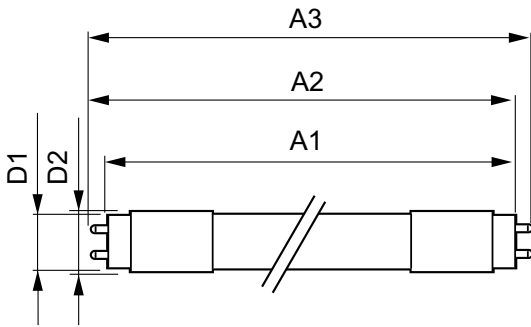
Approval marks CE marking RoHS compliance KEMA Keur certificate

Energy consumption kWh/1,000 hours 14 kWh

## Product Data

Full product code	871869668728400
Order product name	MASTER LEDtube 1200mm HO 14W865 T8
EAN/UPC – product	8718696687284
Order code	68728400
Numerator – quantity per pack	1
Numerator – packs per outer box	10
SAP material	929001299408
SAP net weight (piece)	0.215 kg

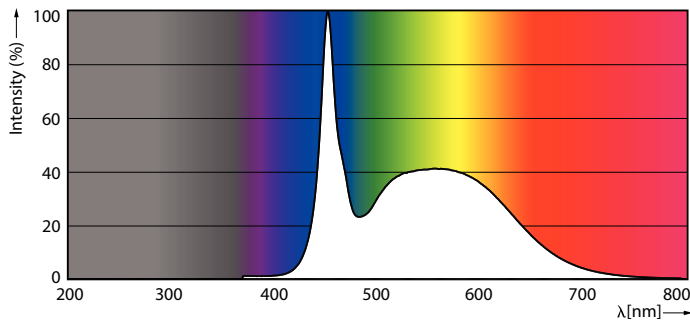
## Dimensional drawing




TLED 4ft 14W-36W 2100lm 150D 6500K G13ND

Product	D1	D2	A1	A2	A3
MASTER LEDtube 1200mm HO 14W865 T8	25.8 mm	28 mm	1198.2 mm	1205.3 mm	1212.4 mm

## Photometric data



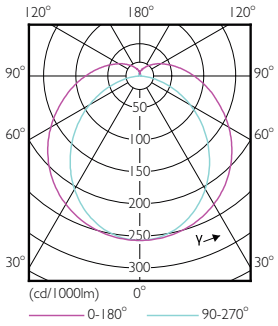
LEDtube 1500mm 20W G5 865 3000lm



MAS LEDtube HO 14W G13 865 T8

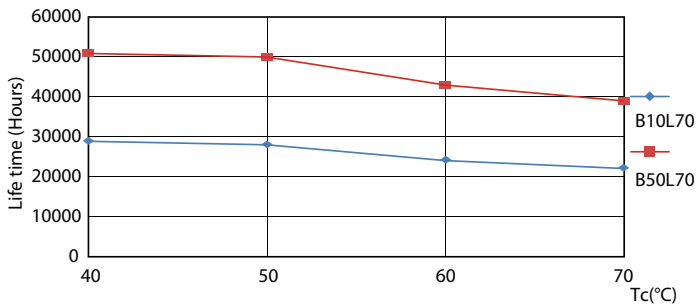
# MASTER LEDtube EM/Mains

## Photometric data

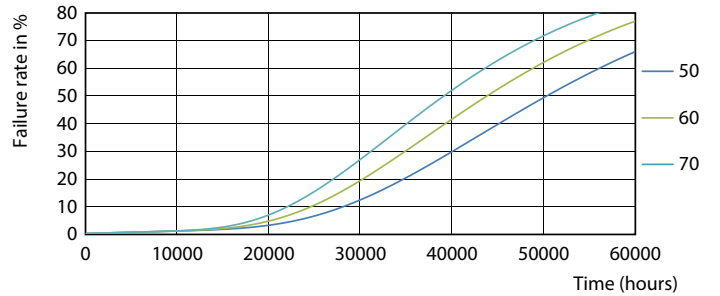


MAS LEDtube HO 14W G13 830-865 T8

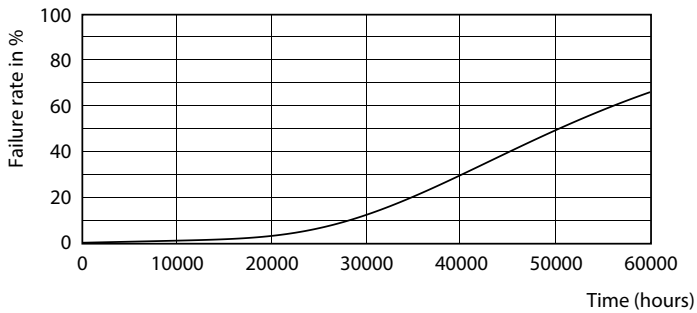
## Lifetime



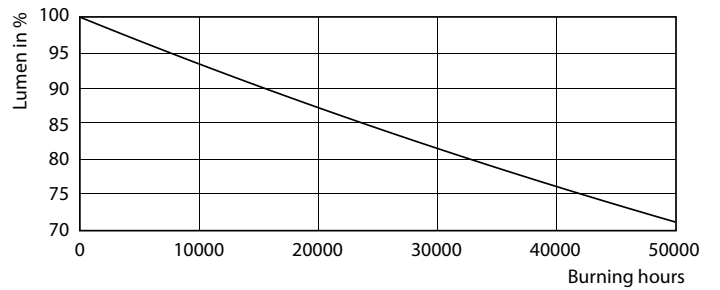
MAS LEDtube HO 14W G13 830-865 T8



MAS LEDtube HO 14W G13 830-865 T8



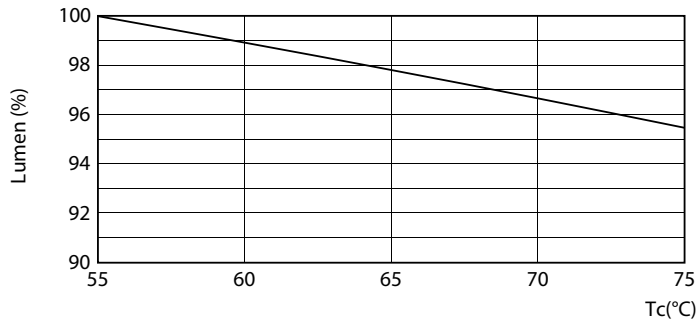
MAS LEDtube HO 14W G13 830-865 T8



MAS LEDtube HO 14W G13 830-865 T8

# MASTER LEDtube EM/Mains

## Lifetime



MAS LEDtube HO 14W G13 830-865 T8

