



Dimming the next step in energy saving

HF-Regulator Intelligent Touch DALI for TL5/TL-D/PL-L lamps

This intelligent high-frequency electronic dimming ballast utilizes the DALI or Touch and Dim push-button protocol for fluorescent lamps. It meets A1BAT requirements, thereby pre-empting upcoming legislation. With a special command you can retrieve the system's mains power consumption, and with another you can find out which lamp wattage is connected. Combined with controls, additional energy savings can be achieved.

Benefits

- Extremely low stand-by losses, controlled cut-off for dim levels above 80%, hybrid control dimming (current control at 100% and power control at 1%) – combined with MASTER TL5 Eco the most energy-efficient solution
- HF operation improves light quality and lamp lifetime.
- Compliant with European and Asian norms and suitable for emergency lighting systems

Features

- HF-R Intelligent recognizes what type of lamp (T5 HE, HO, ECO, TL-D, PL-L) is connected and drives it accordingly
- Programmed start: flicker-free ignition < 1.0 second and striation-free operation, no stroboscopic effects. Preheating the lamp electrodes enables the lamps to be switched on and off without reducing life
- Smart power ensures constant light, independent of mains fluctuations and dimming from 1 to 100%
- Stop circuit is activated within 5 seconds in the event of lamp failure (safety stop), and ballast resets automatically after lamp replacement
- Programmable for intelligent functionalities via Philips MultiOne: Corridor mode, Emergency DC dim level, Burn-in time

HF-Regulator Intelligent Touch DALI for TL5/TL-D/PL-L lamps

Application

- Indoor, general and task lighting applications in combination with lighting control systems (personal control, daylight linking and/or movement detection)

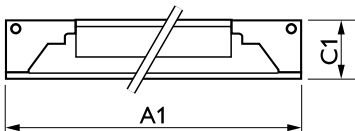
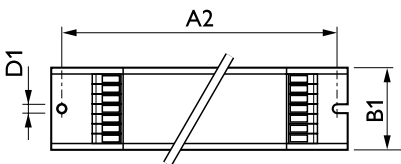
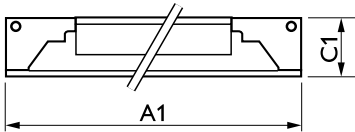
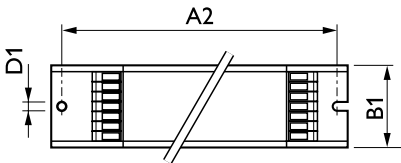
Versions



HF-Ri TD 3 14/24 TL5 E+ 195-240 V

HF-Ri TD 4 14/24 TL5 E+ 195-240 V

Dimensional drawing



Product	D1	C1	A1	A2	B1
HF-Ri TD 280 TL5/PL-L E+ 220-240V	4.2 mm	22 mm	424 mm	415 mm	30 mm

Product	D1	C1	A1	A2	B1
HF-Ri TD 3 14/24 TL5 E+ 195-240V	4.2 mm	22.0 mm	360.0 mm	350.0 mm	39.0 mm
HF-Ri TD 1 135/49/80 TL5 E+ 195-240V	4.1 mm	22.0 mm	360.0 mm	350.0 mm	30.0 mm
HF-Ri TD 4 14/24 TL5 E+ 195-240V	4.2 mm	22.0 mm	360.0 mm	350.0 mm	39.0 mm

Operating and Electrical

Input Frequency 50 to 60 Hz

Approval and Application

HF-Regulator Intelligent Touch DALI for TL5/TL-D/PL-L lamps

Order Code	Full Product Name	Energy Efficiency Index
91067730	HF-R TD 280 TL5/PL-L EII 220-240V	A1
15676500	HF-Ri TD 3 14/24 TL5 E+ 195-240V	A1 BAT

Order Code	Full Product Name	Energy Efficiency Index
15678900	HF-Ri TD 4 14/24 TL5 E+ 195-240V	A1 BAT
66207500	HF-Ri TD 1 35/49/80 TL5 E+ 195-240V	A1 BAT

Operating and Electrical

Order Code	Full Product Name	Input Voltage
91067730	HF-R TD 280 TL5/PL-L EII 220-240V	220 to 240 V
15676500	HF-Ri TD 3 14/24 TL5 E+ 195-240V	195-240 V

Order Code	Full Product Name	Input Voltage
15678900	HF-Ri TD 4 14/24 TL5 E+ 195-240V	195-240 V
66207500	HF-Ri TD 1 35/49/80 TL5 E+ 195-240V	195-240 V

General Information

Order Code	Full Product Name	Number Of Products On		
		MCB (16A Type B) (Nom)	Number Of Lamps	Lamp Type
91067730	HF-R TD 280 TL5/PL-L EII 220-240V	9	2 piece/unit	TL5/PL-L
15676500	HF-Ri TD 3 14/24 TL5 E+ 195-240V	16	3 piece/unit	TL5

Order Code	Full Product Name	Number Of Products On		
		MCB (16A Type B) (Nom)	Number Of Lamps	Lamp Type
15678900	HF-Ri TD 4 14/24 TL5 E+ 195-240V	16	4 piece/unit	TL5
66207500	HF-Ri TD 1 35/49/80 TL5 E+ 195-240V	18	1 piece/unit	TL5

Mechanical and Housing

Order Code	Full Product Name	Housing
91067730	HF-R TD 280 TL5/PL-L EII 220-240V	L 425x30x21
15676500	HF-Ri TD 3 14/24 TL5 E+ 195-240V	L 360x39x22

Order Code	Full Product Name	Housing
15678900	HF-Ri TD 4 14/24 TL5 E+ 195-240V	L 360x39x22
66207500	HF-Ri TD 1 35/49/80 TL5 E+ 195-240V	L 359x30x21

System characteristics

Order Code	Full Product Name	Lamp Power On PL-			Lamp Power On TL-D	Lamp Power On TL-D ECO	Rated Ballast-Lamp Power
		L	Lamp Power On TL5	Lamp Power On TL5 ECO			
91067730	HF-R TD 280 TL5/PL-L EII 220-240V	-	-	-	-	-	80 W
15676500	HF-Ri TD 3 14/24 TL5 E+ 195-240V	15/22.9 W	15/23.3 W	13.6/20.1 W	17 W	13.7 W	14/24 W
15678900	HF-Ri TD 4 14/24 TL5 E+ 195-240V	15.8/22.9 W	14.5/23.4 W	12.9/19.7 W	16.6 W	14.2 W	14/24 W
66207500	HF-Ri TD 1 35/49/80 TL5 E+ 195-240V	76.3 W	35.9/51/75.6 W	32.8/45.2/73.6 W	-	-	-

