



Incredible colors, amazing atmosphere

MASTER SDW-T

Range of high-efficiency, discharge lamps with warm color to be used in open luminaires

Benefits

- Exceptional brightness and color rendering especially of warm colors, e.g. red and gold
- High lamp efficacy results in low operating costs and low heat generation
- Long lamp life compared with incandescent and halogen lamps

Features

- Unique warm color quality
- Lamp design is well-suited to be used in luminaires for power-spots (high intensity) and high-bay general lighting

Application


- Shop lighting (create cosy atmosphere e.g. in furniture shops), excellent display of fresh goods (at butchers, bakeries, flower-shops) and decorative outdoor lighting (gas-lantern imitation)

Warnings and Safety

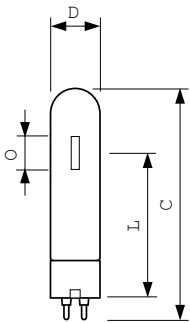
- Use only with dedicated Philips control gear
- A lamp breaking is extremely unlikely to have any impact on your health. If a lamp breaks, ventilate the room for 30 minutes and remove the parts, preferably with gloves. Put them in a sealed plastic bag and take it to your local waste facilities for recycling. Do not use a vacuum cleaner.

MASTER SDW-T

Versions



Dimensional drawing



Product	D (max)	O	L	C (max)
MASTER SDW-T 35W/825 PG12-1 1SL/12	32 mm	12.7 mm	91 mm	149 mm
MASTER SDW-T 50W/825 PG12-1 1SL/12	32 mm	15.4 mm	91 mm	149 mm
MASTER SDW-T 100W/825 PG12-1 1SL/12	32 mm	18.3 mm	91 mm	149 mm

Approval and Application

Energy Efficiency Label (EEL) B

Controls and Dimming

Dimmable No

General Information

Cap-Base PG12-1
 Life To 50% Failures (Nom) 15000 h
 Operating Position UNIVERSAL
 System Description High Voltage

Light Technical

Colour Code 825
 Colour Designation Golden White
 Correlated Colour Temperature (Nom) 2500 K

Mechanical and Housing

Bulb Finish Clear
 Bulb Shape T31

Approval and Application

Order Code	Full Product Name	Energy Consumption kWh/ 1000 h	Mercury (Hg) Content (Nom)
73402015	MASTER SDW-T 35W/825 PG12-1 1SL/12	36 kWh	3.8 mg
73403715	MASTER SDW-T 50W/825 PG12-1 1SL/12	61 kWh	7.6 mg
73404415	MASTER SDW-T 100W/825 PG12-1 1SL/12	107 kWh	11.4 mg

Operating and Electrical (1/2)

MASTER SDW-T

Order Code	Full Product Name	Lamp			
		Current (EM) (Nom)	Voltage (Max)	Voltage (Min)	Voltage (Nom)
73402015	MASTER SDW-T 35W/825 PG12-1 1SL/12	0.47 A	106 V	86 V	98 V
73403715	MASTER SDW-T 50W/825 PG12-1 1SL/12	0.78 A	102 V	82 V	90 V

Order Code	Full Product Name	Lamp			
		Current (EM) (Nom)	Voltage (Max)	Voltage (Min)	Voltage (Nom)
73404415	MASTER SDW-T 100W/825 PG12-1 1SL/12	0.13 A	108 V	88 V	97 V

Operating and Electrical (2/2)

Order Code	Full Product Name	Power (Rated) (Nom)
73402015	MASTER SDW-T 35W/825 PG12-1 1SL/12	33.3 W
73403715	MASTER SDW-T 50W/825 PG12-1 1SL/12	55.5 W

Order Code	Full Product Name	Power (Rated) (Nom)
73404415	MASTER SDW-T 100W/825 PG12-1 1SL/12	97.0 W

General Information

Order Code	Full Product Name	Life To 20%	Life To 5%
		Failures (Nom)	Failures (Nom)
73402015	MASTER SDW-T 35W/825 PG12-1 1SL/12	12000 h	8000 h
73403715	MASTER SDW-T 50W/825 PG12-1 1SL/12	12000 h	8000 h

Order Code	Full Product Name	Life To 20%	Life To 5%
		Failures (Nom)	Failures (Nom)
73404415	MASTER SDW-T 100W/825 PG12-1 1SL/12	10000 h	5000 h

Luminaire Design Requirements

Order Code	Full Product Name	Bulb Temperature (Max)
73402015	MASTER SDW-T 35W/825 PG12-1 1SL/12	350 °C
73403715	MASTER SDW-T 50W/825 PG12-1 1SL/12	350 °C

Order Code	Full Product Name	Bulb Temperature (Max)
73404415	MASTER SDW-T 100W/825 PG12-1 1SL/12	450 °C

Light Technical (1/2)

Order Code	Full Product Name	Chromaticity	Chromaticity	Colour	Colour
		Coordinate X (Nom)	Coordinate Y (Nom)	Rendering Index (Min)	Rendering Index (Nom)
73402015	MASTER SDW-T 35W/825 PG12-1 1SL/12	479	417	80	81
73403715	MASTER SDW-T 50W/825 PG12-1 1SL/12	471	409	80	82

Order Code	Full Product Name	Chromaticity	Chromaticity	Colour	Colour
		Coordinate X (Nom)	Coordinate Y (Nom)	Rendering Index (Min)	Rendering Index (Nom)
73404415	MASTER SDW-T 100W/825 PG12-1 1SL/12	464	404	-	83

Light Technical (2/2)

MASTER SDW-T

Order Code	Full Product Name	Lumen Maintenance 2000 h (Nom)	Lumen Maintenance 5000 h (Nom)	Luminous Efficacy (rated) (Nom)	Luminous Flux (Rated) (Nom)
73402015	MASTER SDW-T 35W/825 PG12-1 1SL/12	95 %	90 %	40 lm/W	1320 lm
73403715	MASTER SDW-T 50W/825 PG12-1 1SL/12	95 %	90 %	45.45 lm/W	2500 lm

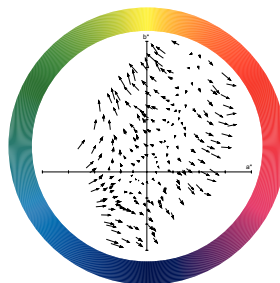
Order Code	Full Product Name	Lumen Maintenance 2000 h (Nom)	Lumen Maintenance 5000 h (Nom)	Luminous Efficacy (rated) (Nom)	Luminous Flux (Rated) (Nom)
	50W/825 PG12-1 1SL/12				
73404415	MASTER SDW-T 100W/825 PG12-1 1SL/12	85 %	80 %	52.58 lm/W	5100 lm

Mechanical and Housing

Order Code	Full Product Name	Bulb Material
73402015	MASTER SDW-T 35W/825 PG12-1 1SL/12	Soft Glass
73403715	MASTER SDW-T 50W/825 PG12-1 1SL/12	Soft Glass

Order Code	Full Product Name	Bulb Material
73404415	MASTER SDW-T 100W/825 PG12-1 1SL/12	Hard Glass

Colour Rendering Diagrams



LDCR_SDW-T_100W-Colour rendering diagram

