



Perfect sparkle, unrivalled efficiency

MASTERColour CDM-TC Elite

Compact, single-ended, very high-efficiency, long-life ceramic metal-halide discharge lamp producing crisp white sparkling light with high color rendering

Benefits

- High-intensity beam of crisp white sparkling light makes merchandise look irresistible
- Stable color and lumen output over life keeps your store attractive season after season
- Lowest Total Cost of Ownership as a result of high efficacy (same light, less energy or same energy, more light) and long life

Features

- Crisp white sparkling light
- Excellent color rendering, with extra red
- High efficacy with unparalleled lumen maintenance
- Stable color performance over lifetime
- UV-blocking glass

Application

- Accent and display lighting in retail
- General and decorative indoor lighting
- Outdoor area lighting

MASTERColour CDM-TC Elite

Warnings and Safety

- Use only in totally enclosed luminaire, even during testing (IEC61167, IEC 62035, IEC60598)
- The luminaire must be able to contain hot lamp parts if the lamp ruptures
- Use only with electronic control gear
- Control gear must include end-of-life protection (IEC61167, IEC 62035)
- A lamp breaking is extremely unlikely to have any impact on your health. If a lamp breaks, ventilate the room for 30 minutes and remove the parts, preferably with gloves. Put them in a sealed plastic bag and take it to your local waste facilities for recycling. Do not use a vacuum cleaner.

Versions



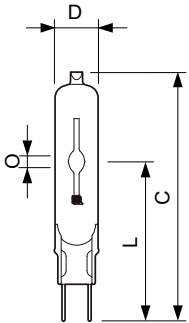
Dimensional drawing

D

Product	D (max)	O	L (min)	L (max)	L	C (max)
MASTERColour CDM-TC Elite 50W/942 G8.5 1CT	15 mm	7.1 mm	51 mm	53 mm	52 mm	85 mm
MASTERColour CDM-TC Elite 35W/930 G8.5 1CT/12	15 mm	4.8 mm	51 mm	53 mm	52 mm	85 mm
MASTERColour CDM-TC Elite 35W/930 G8.5 1CT/12	15 mm	4.8 mm	51 mm	53 mm	52 mm	85 mm
MASTERColour CDM-TC Elite 70W/930 G8.5 1CT/12	15 mm	7.15 mm	51 mm	53 mm	52 mm	85 mm
MASTERColour CDM-TC Elite 50W/930 G8.5 1CT/12	15 mm	6 mm	51 mm	53 mm	52 mm	85 mm
MASTERColour CDM-TC Elite 35W/942 G8.5 1CT	15 mm	5.2 mm	51 mm	53 mm	52 mm	85 mm
MASTERColour CDM-TC Elite 70W/942 G8.5 1CT	15 mm	7.75 mm	51 mm	53 mm	52 mm	85 mm
MASTERColour CDM-TC Elite 70W/942 G8.5 1CT	15 mm	7.75 mm	51 mm	53 mm	52 mm	85 mm

MASTERCcolour CDM-TC Elite

Dimensional drawing



Product	D (max)	D	O	L (min)	L (max)	L	C (max)
MASTERColour CDM-TC Elite 20W/830 G8.5 1CT/12	15 mm	0.55 in	4 mm	51 mm	53 mm	52 mm	85 mm

Approval and Application	
Energy Efficiency Label (EEL)	A+
Controls and Dimming	
Dimmable	No
Operating and Electrical	
Re-ignition Time (Min) (Max)	15 min
General Information	
Cap-Base	G8.5
Operating Position	UNIVERSAL
Mechanical and Housing	
Bulb Finish	Clear
Bulb Shape	T14

Approval and Application

Order Code	Full Product Name	Energy Consumption kWh/1000 h	Mercury (Hg) Content (Nom)
20163200	MASTERColour CDM-TC Elite 50W/942 G8.5 1CT	55 kWh	5.7 mg
93062700	MASTERColour CDM-TC Elite 50W/930 G8.5 1CT/12	55 kWh	6.6 mg
87158600	MASTERColour CDM-TC Elite 20W/830 G8.5 1CT/12	22 kWh	3.5 mg
48467800	MASTERColour CDM-TC Elite 35W/930 G8.5 1CT/12	43 kWh	4.7 mg
91149700	MASTERColour CDM-TC Elite 35W/930 G8.5 1CT/12	43 kWh	4.7 mg

Order Code	Full Product Name	Energy Consumption kWh/1000 h	Mercury (Hg) Content (Nom)
48469200	MASTERColour CDM-TC Elite 35W/942 G8.5 1CT	43 kWh	4.9 mg
48471500	MASTERColour CDM-TC Elite 70W/930 G8.5 1CT/12	80 kWh	6.6 mg
48473900	MASTERColour CDM-TC Elite 70W/942 G8.5 1CT	80 kWh	6.6 mg
16368800	MASTERColour CDM-TC Elite 70W/942 G8.5 1CT	80 kWh	6.6 mg

Operating and Electrical

Order Code	Full Product Name	Voltage (Max)	Voltage (Min)	Voltage (Nom)	Power (Rated) (Min)	Power (Rated) (Nom)
20163200	MASTERColour CDM-TC Elite 50W/942 G8.5 1CT	99 V	87 V	93 V	-	50.2 W
93062700	MASTERColour CDM-TC Elite 50W/930 G8.5 1CT/12	96 V	84 V	90 V	-	50.2 W

MASTERCcolour CDM-TC Elite

Order Code	Full Product Name	Voltage (Max)	Voltage (Min)	Voltage (Nom)	Power (Rated) (Min)	Power (Rated) (Nom)
87158600	MASTERCcolour CDM-TC Elite 20W/830 G8.5 1CT/12	100 V	90 V	95 V	20.0 W	20.1 W
48467800	MASTERCcolour CDM-TC Elite 35W/930 G8.5 1CT/12	90 V	80 V	85 V	-	39.1 W
91149700	MASTERCcolour CDM-TC Elite 35W/930 G8.5 1CT/12	90 V	80 V	85 V	-	39.1 W
48469200	MASTERCcolour CDM-TC Elite 35W/942 G8.5 1CT	97 V	85 V	91 V	-	39.1 W
48471500	MASTERCcolour CDM-TC Elite 70W/930 G8.5 1CT/12	90 V	80 V	85 V	-	73.2 W
48473900	MASTERCcolour CDM-TC Elite 70W/942 G8.5 1CT	94 V	82 V	88 V	-	73.2 W
16368800	MASTERCcolour CDM-TC Elite 70W/942 G8.5 1CT	94 V	82 V	88 V	-	73.2 W

General Information

Order Code	Full Product Name	Life To	Life To	Life To	Life To 5%	Order Code	Full Product Name	Life To	Life To	Life To	Life To 5%
		10%	20%	50%				10%	20%	50%	
		Failures	Failures	Failures	Failures			Failures	Failures	Failures	Failures
		(Nom)	(Nom)	(Nom)	(Nom)			(Nom)	(Nom)	(Nom)	(Nom)
20163200	MASTERCcolour CDM-TC Elite 50W/942 G8.5 1CT	10000 h	12000 h	15000 h	9000 h	48469200	MASTERCcolour CDM-TC Elite 35W/942 G8.5 1CT	10000 h	12000 h	15000 h	9000 h
93062700	MASTERCcolour CDM-TC Elite 50W/930 G8.5 1CT/12	14000 h	16000 h	20000 h	12000 h	48471500	MASTERCcolour CDM-TC Elite 70W/930 G8.5 1CT/12	14000 h	16000 h	20000 h	12000 h
87158600	MASTERCcolour CDM-TC Elite 20W/830 G8.5 1CT/12	14000 h	16000 h	20000 h	12000 h	48473900	MASTERCcolour CDM-TC Elite 70W/942 G8.5 1CT	10000 h	12000 h	15000 h	9000 h
48467800	MASTERCcolour CDM-TC Elite 35W/930 G8.5 1CT/12	14000 h	16000 h	20000 h	12000 h	16368800	MASTERCcolour CDM-TC Elite 70W/942 G8.5 1CT	10000 h	12000 h	15000 h	9000 h
91149700	MASTERCcolour CDM-TC Elite 35W/930 G8.5 1CT/12	14000 h	16000 h	20000 h	12000 h						

Luminaire Design Requirements

Order Code	Full Product Name	Bulb Temperature (Max)	Order Code	Full Product Name	Bulb Temperature (Max)
20163200	MASTERCcolour CDM-TC Elite 50W/942 G8.5 1CT	550 °C	91149700	MASTERCcolour CDM-TC Elite 35W/930 G8.5 1CT/12	500 °C
93062700	MASTERCcolour CDM-TC Elite 50W/930 G8.5 1CT/12	550 °C	48469200	MASTERCcolour CDM-TC Elite 35W/942 G8.5 1CT	500 °C
87158600	MASTERCcolour CDM-TC Elite 20W/830 G8.5 1CT/12	320 °C	48471500	MASTERCcolour CDM-TC Elite 70W/930 G8.5 1CT/12	550 °C
48467800	MASTERCcolour CDM-TC Elite 35W/930 G8.5 1CT/12	500 °C	48473900	MASTERCcolour CDM-TC Elite 70W/942 G8.5 1CT	500 °C
			16368800	MASTERCcolour CDM-TC Elite 70W/942 G8.5 1CT	500 °C

Light Technical (1/2)

Order Code	Full Product Name	Chromaticity	Chromaticity	Colour		Correlated Colour	Colour	Colour
		Coordinate X	Coordinate Y	Code	Colour Designation	Temperature (Nom)	Rendering	Rendering
		(Nom)	(Nom)				Index (Min)	Index (Nom)
20163200	MASTERCcolour CDM-TC Elite 50W/942 G8.5 1CT	0.367	0.362	942	Cool White (CW)	4200 K	87	90
93062700	MASTERCcolour CDM-TC Elite 50W/930 G8.5 1CT/12	0.435	0.396	930	Warm White (WW)	3000 K	88	91

MASTERColour CDM-TC Elite

Order Code	Full Product Name	Chromaticity	Chromaticity	Colour Code	Colour Designation	Correlated Colour Temperature (Nom)	Colour	Colour
		Coordinate X (Nom)	Coordinate Y (Nom)				Rendering Index (Min)	Rendering Index (Nom)
87158600	MASTERColour CDM-TC Elite 20W/830 G8.5 1CT/12	0.434	0.391	830	Warm White (WW)	-	-	85
48467800	MASTERColour CDM-TC Elite 35W/930 G8.5 1CT/12	0.435	0.396	930	Warm White (WW)	3000 K	87	90
91149700	MASTERColour CDM-TC Elite 35W/930 G8.5 1CT/12	0.435	0.396	930	Warm White (WW)	3000 K	87	90
48469200	MASTERColour CDM-TC Elite 35W/942 G8.5 1CT	0.371	0.366	942	Cool White (CW)	4200 K	87	90
48471500	MASTERColour CDM-TC Elite 70W/930 G8.5 1CT/12	0.435	0.396	930	Warm White (WW)	3000 K	87	90
48473900	MASTERColour CDM-TC Elite 70W/942 G8.5 1CT	0.365	0.363	942	Cool White (CW)	4200 K	89	92
16368800	MASTERColour CDM-TC Elite 70W/942 G8.5 1CT	0.365	0.363	942	Cool White (CW)	4200 K	89	92

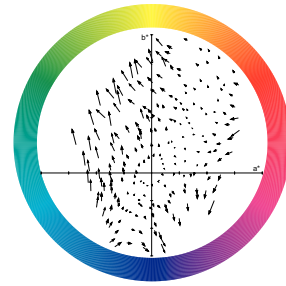
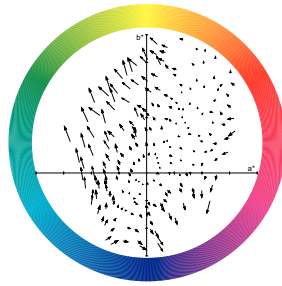
Light Technical (2/2)

Order Code	Full Product Name	Lumen	Lumen	Lumen	Lumen	Luminous	Luminous Flux (Rated) (Min)	Luminous Flux (Rated) (Nom)
		Maintenance 10000 h (Nom)	Maintenance 12000 h (Nom)	Maintenance 2000 h (Nom)	Maintenance 5000 h (Nom)	Efficacy (rated) (Nom)		
20163200	MASTERColour CDM-TC Elite 50W/942 G8.5 1CT	85 %	84 %	92 %	89 %	101 lm/W	-	5050 lm
93062700	MASTERColour CDM-TC Elite 50W/930 G8.5 1CT/12	83 %	82 %	95 %	88 %	108 lm/W	4900 lm	5400 lm
87158600	MASTERColour CDM-TC Elite 20W/830 G8.5 1CT/12	78 %	77 %	87 %	83 %	87 lm/W	1620 lm	1750 lm
48467800	MASTERColour CDM-TC Elite 35W/930 G8.5 1CT/12	80 %	78 %	93 %	88 %	102 lm/W	3600 lm	4000 lm
91149700	MASTERColour CDM-TC Elite 35W/930 G8.5 1CT/12	80 %	78 %	93 %	88 %	102 lm/W	3600 lm	4000 lm
48469200	MASTERColour CDM-TC Elite 35W/942 G8.5 1CT	73 %	71 %	84 %	79 %	97 lm/W	3420 lm	3800 lm
48471500	MASTERColour CDM-TC Elite 70W/930 G8.5 1CT/12	83 %	82 %	95 %	88 %	107 lm/W	-	7800 lm
48473900	MASTERColour CDM-TC Elite 70W/942 G8.5 1CT	81 %	80 %	88 %	85 %	102 lm/W	6700 lm	7450 lm
16368800	MASTERColour CDM-TC Elite 70W/942 G8.5 1CT	81 %	80 %	88 %	85 %	102 lm/W	6700 lm	7450 lm

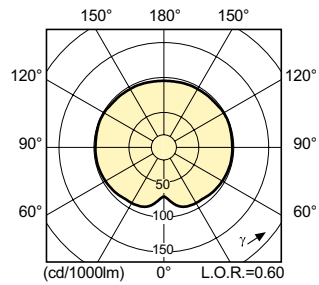
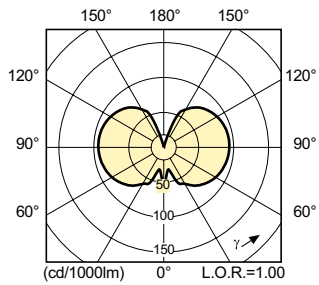
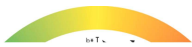
Mechanical and Housing

Order Code	Full Product Name	Bulb Material	Order Code	Full Product Name	Bulb Material
20163200	MASTERColour CDM-TC Elite 50W/942 G8.5 1CT	-	48469200	MASTERColour CDM-TC Elite 35W/942 G8.5 1CT	-
93062700	MASTERColour CDM-TC Elite 50W/930 G8.5 1CT/12	-	48471500	MASTERColour CDM-TC Elite 70W/930 G8.5 1CT/12	-
87158600	MASTERColour CDM-TC Elite 20W/830 G8.5 1CT/12	UV-Block Quartz	48473900	MASTERColour CDM-TC Elite 70W/942 G8.5 1CT	-
48467800	MASTERColour CDM-TC Elite 35W/930 G8.5 1CT/12	-	16368800	MASTERColour CDM-TC Elite 70W/942 G8.5 1CT	-
91149700	MASTERColour CDM-TC Elite 35W/930 G8.5 1CT/12	-			

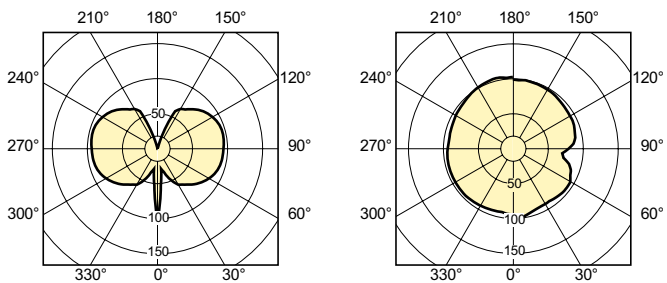
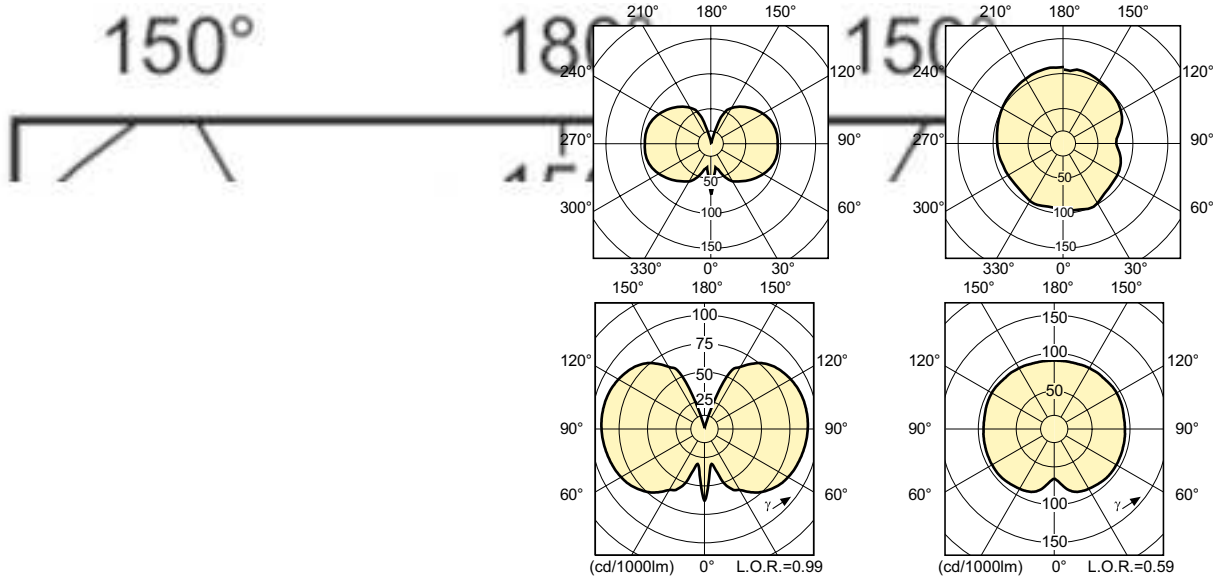
Colour Rendering Diagrams



LDCR_CDMTC-E_0002-Colour rendering diagram



MASTERColour CDM-TC Elite



MASTERColour CDM-TC Elite

