



# CorePro LEDtube EM/ Mains

## CorePro LEDtube 1200mm 16W 865 T8 AP I

The CorePro LEDtube is an affordable LED solution suitable for replacing T8 fluorescent lamps. The product provides a natural lighting effect for use in general lighting applications, as well as instant energy savings – an environmentally friendly solution.

### Warnings and Safety

• -

### Product data

General information		Operating and electrical	
Cap base	G13 [ Medium Bi-Pin Fluorescent]	Input frequency	50 to 60 Hz
EU RoHS compliant	Yes	Power (Rated) (Nom)	16 W
Nominal lifetime (nom.)	30000 h	Lamp current (max.)	88 mA
Switching cycle	200000	Lamp current (min.)	88 mA
<b>Light technical</b>		Starting time (nom.)	0.5 s
Colour Code	865 [ CCT of 6,500 K]	Warm-up time to 60% light (nom.)	0.5 s
Beam Angle (Nom)	240 °	Power factor (nom.)	0.9
Luminous flux (nom.)	1800 lm	Voltage (Nom)	220-240 V
Colour designation	Cool Daylight	<b>Temperature</b>	
Correlated Colour Temperature (Nom)	6500 K	T-ambient (max.)	45 °C
Luminous efficacy (rated) (nom.)	112.00 lm/W	T-ambient (min.)	-20 °C
Colour consistency	<6	T storage (max.)	65 °C
Colour rendering index (nom.)	80	T storage (min.)	-40 °C
LLMF at end of nominal lifetime (nom.)	70 %	T-Case maximum (nom.)	50 °C

# CorePro LEDtube EM/Mains

## Controls and dimming

Dimmable	No
----------	----

## Mechanical and housing

Lamp Finish	Frosted
Bulb material	Glass
Product length	1200 mm
Bulb shape	Tube, double-ended

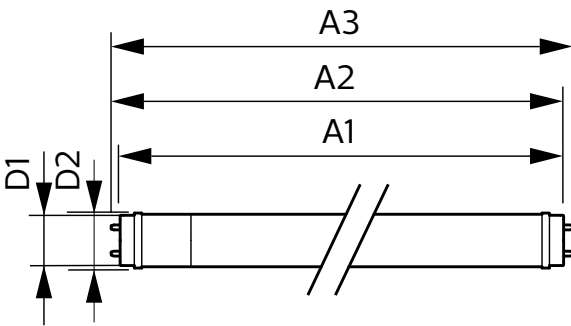
## Approval and application

Energy-saving product	Yes
Approval marks	RoHS compliance CE marking KEMA Keur certificate

## Product data

Full product code	871951444705900
Order product name	CorePro LEDtube 1200mm 16W 865 T8 AP I
EAN/UPC – product	8719514447059
Order code	44705900
SAP numerator – quantity per pack	1
Numerator – packs per outer box	20
SAP material	929003520408
Net Weight (Piece)	0.200 kg


## Dimensional drawing



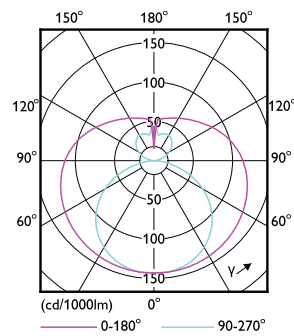
CorePro LEDtube 1200mm 16W 865 T8 AP I

Product	D1	D2	A1	A2	A3
CorePro LEDtube 1200mm 16W 865 T8 AP I	25.7 mm	28 mm	1198 mm	1205 mm	1212 mm

## Photometric data



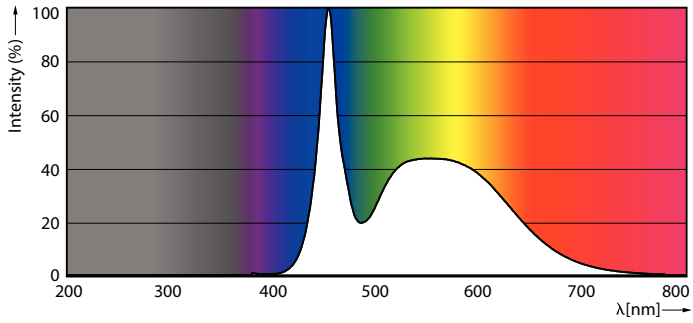
General uniform lighting



Light Distribution Diagram

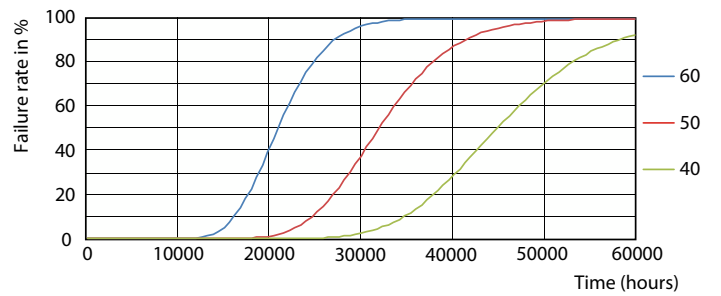
# CorePro LEDtube EM/Mains

## Photometric data

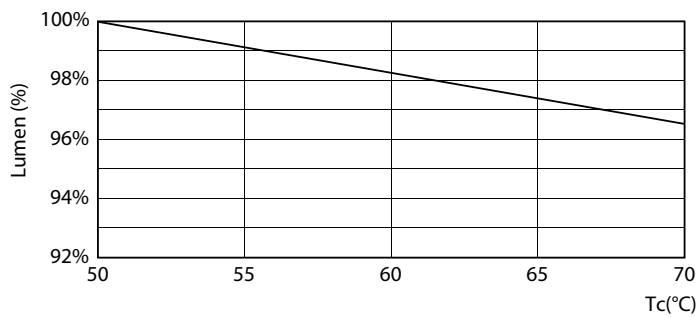


Spectral Power Distribution Colour

## Lifetime

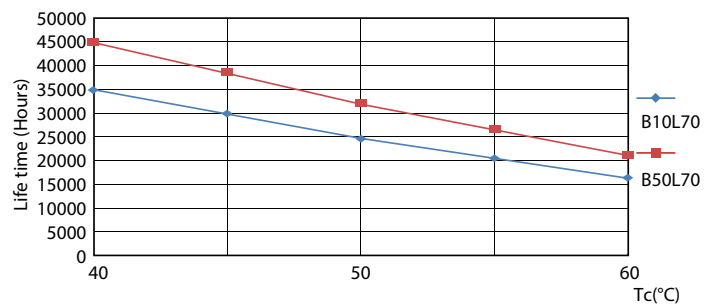


Life Expectancy Diagram



Lumen Maintenance Diagram

FailureRate



LifetimeVsTc

# CorePro LEDtube EM/Mains

## Lifetime



Lumen Maintenance Diagram

