



CoreLine Recessed

RC136B 31S_37S_43S/840 PSD W60L60 OC

840 neutral white - Power supply unit with DALI interface

Whether for a new building or renovation of an existing space, customers want lighting solutions that provide quality of light and substantial energy and maintenance savings. The new CoreLine Recessed range of LED products can be used to replace functional luminaires in general lighting applications. The process of selecting, installing and maintaining is so easy – it's a simple switch.

Warnings and Safety

- The product is IPX0 and as such is not protected against water ingress, so we strongly recommend that the environment in which the luminaire is to be installed is suitably checked
- If the above advice is not taken and the luminaires are subject to water ingress, Philips/Signify cannot guarantee safe failure and product warranty will become void

Product data

General Information			
Beam angle of light source	- °	Glow-wire test	650/30 [Temperature 650 °C, duration 30 s]
Light source colour	840 neutral white	Flammability mark	F [For mounting on normally flammable surfaces]
Light source replaceable	No	CE mark	CE mark
Number of gear units	1 unit	ENEC mark	ENEC mark
Driver/power unit/transformer	PSD [Power supply unit with DALI interface]	Warranty period	5 years
Driver included	Yes	Constant light output	No
Optic type	Beam angle 84°	Number of products on MCB (16 A type B)	30
Luminaire light beam spread	84°	Photobiological risk	Photobiological risk group 0 @ 200mm to EN62471
Control interface	DALI	EU RoHS compliant	Yes
Connection	CU5 [Connection unit 5-pole]	Unified glare rating CEN	19
Cable	Cable with connector 5-pole		
Protection class IEC	Safety class II (II)		

CoreLine Recessed

Light Technical

Saturated Red	<50
---------------	-----

Operating and Electrical

Input Voltage	220 to 240 V
Input frequency	50 or 60 Hz
Initial CLO power consumption	- W
Average CLO power consumption	- W
Inrush current	15.6 A
Inrush time	0.23 ms
Power factor (min.)	0.9

Controls and Dimming

Dimmable	Yes
----------	-----

Mechanical and Housing

Housing material	Steel
Reflector material	Polycarbonate
Optic material	Polycarbonate
Optical cover/lens material	Polymethyl methacrylate
Fixation material	-
Overall length	597 mm
Overall width	597 mm
Overall height	44 mm
Colour	White
Dimensions (height x width x depth)	44 x 597 x 597 mm (1.7 x 23.5 x 23.5 in)

Approval and Application

Ingress protection code	IP20/44 [Finger-protected; wire-protected, splash-proof]
Mech. impact protection code	IK03 [0.3 J]

Initial Performance (IEC Compliant)

Initial luminous flux (system flux)	3100 3700 4300 lm
-------------------------------------	-------------------

Luminous flux tolerance	+/-10%
Initial LED luminaire efficacy	140 lm/W
Init. Corr. Colour Temperature	4000 K
Init. Colour rendering index	>80
Initial chromaticity	(0.38, 0.38) SDCM ≤3
Initial input power	22 26 31 W
Power consumption tolerance	+/-10%

Over Time Performance (IEC Compliant)

Control gear failure rate at median useful life	5 %
50,000 h	
Lumen maintenance at median useful life*	L80
50,000 h	

Application Conditions

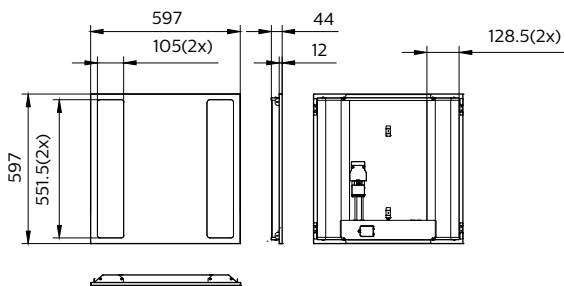
Ambient temperature range	-10 to +40 °C
Performance ambient temperature Tq	25 °C
Maximum dimming level	3%
Suitable for random switching	Not applicable

Product Data

Full product code	871951451221400
Order product name	RC136B 31S_37S_43S/840 PSD W60L60
	OC
EAN/UPC – product	8719514512214
Order code	51221400
SAP numerator – quantity per pack	1
Numerator – packs per outer box	1
SAP material	911401880781
SAP net weight (piece)	3.600 kg

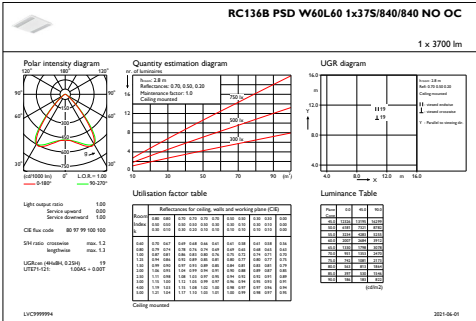


Dimensional drawing

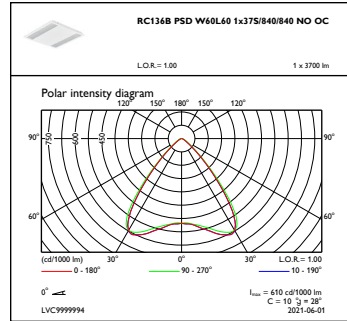


CoreLine Recessed RC134B/RC135B

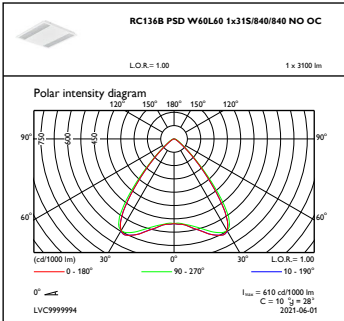
Photometric data



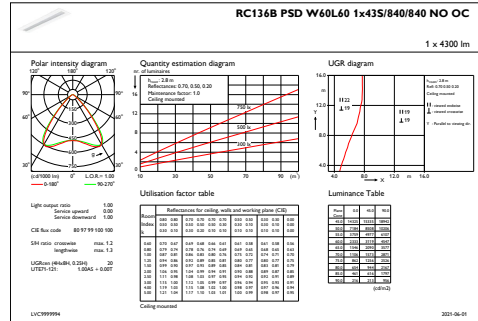
IFGU1_



OFPC1_



OFPC1_



CoreLine Recessed

