



# CoreLine Recessed

## RC136B 31S\_37S\_43S/840 PSU W60L60 NOC

840 neutral white - Power supply unit

Whether for a new building or renovation of an existing space, customers want lighting solutions that provide quality of light and substantial energy and maintenance savings. The new CoreLine Recessed range of LED products can be used to replace functional luminaires in general lighting applications. The process of selecting, installing and maintaining is so easy – it's a simple switch.

### Warnings and Safety

- The product is IPX0 and as such is not protected against water ingress, so we strongly recommend that the environment in which the luminaire is to be installed is suitably checked
- If the above advice is not taken and the luminaires are subject to water ingress, Philips/Signify cannot guarantee safe failure and product warranty will become void

### Product data

General Information	
Beam angle of light source	- °
Light source colour	840 neutral white
Light source replaceable	No
Number of gear units	1 unit
Driver/power unit/transformer	PSU [ Power supply unit]
Driver included	Yes
Optic type	100 [ Beam angle 100°]
Luminaire light beam spread	100°
Control interface	-
Connection	CU3 [ Connection unit 3-pole]
Cable	Cable with connector 3-pole
Protection class IEC	Safety class I (I)
Glow-wire test	650/30 [ Temperature 650 °C, duration 30 s]
Flammability mark	F [ For mounting on normally flammable surfaces]
CE mark	CE mark
ENEC mark	ENEC mark
Warranty period	5 years
Constant light output	No
Number of products on MCB (16 A type B)	35
Photobiological risk	Photobiological risk group 0 @ 200mm to EN62471
EU RoHS compliant	Yes
Unified glare rating CEN	25

# CoreLine Recessed

## Light Technical

Saturated Red	<50
---------------	-----

## Operating and Electrical

Input Voltage	220 to 240 V
Input frequency	50 or 60 Hz
Initial CLO power consumption	- W
Average CLO power consumption	- W
Inrush current	15.3 A
Inrush time	0.29 ms
Power factor (min.)	0.9

## Controls and Dimming

Dimmable	No
----------	----

## Mechanical and Housing

Housing material	Steel
Reflector material	Polycarbonate
Optic material	Polycarbonate
Optical cover/lens material	Polymethyl methacrylate
Fixation material	-
Overall length	597 mm
Overall width	597 mm
Overall height	44 mm
Colour	White
Dimensions (height x width x depth)	44 x 597 x 597 mm (1.7 x 23.5 x 23.5 in)

## Approval and Application

Ingress protection code	IP20/44 [ Finger-protected; wire-protected, splash-proof]
Mech. impact protection code	IK03 [ 0.3 J]

## Initial Performance (IEC Compliant)

Initial luminous flux (system flux)	3100 3700 4300 lm
-------------------------------------	-------------------

Luminous flux tolerance	+/-10%
Initial LED luminaire efficacy	140 lm/W
Init. Corr. Colour Temperature	4000 K
Init. Colour rendering index	>80
Initial chromaticity	(0.38, 0.38) SDCM ≤3
Initial input power	22 26 31 W
Power consumption tolerance	+/-10%

## Over Time Performance (IEC Compliant)

Control gear failure rate at median useful life	5 %
50,000 h	
Lumen maintenance at median useful life*	L80
50,000 h	

## Application Conditions

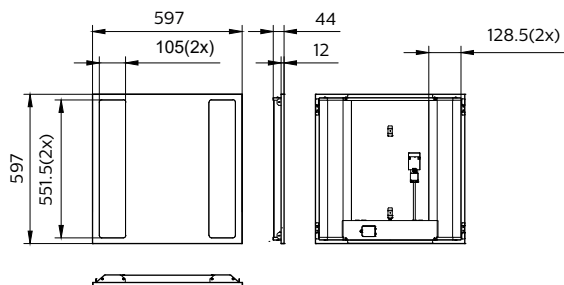
Ambient temperature range	-10 to +40 °C
Performance ambient temperature Tq	25 °C
Maximum dimming level	Not applicable
Suitable for random switching	Not applicable

## Product Data

Full product code	871951451217700
Order product name	RC136B 31S_37S_43S/840 PSU W60L60
	NOC
EAN/UPC – product	8719514512177
Order code	51217700
SAP numerator – quantity per pack	1
Numerator – packs per outer box	1
SAP material	911401880381
SAP net weight (piece)	3.600 kg




## Dimensional drawing

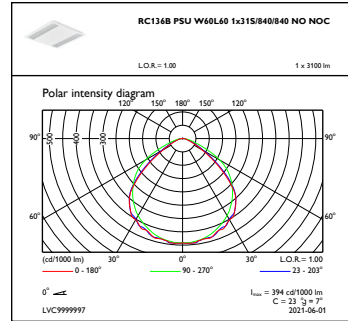


CoreLine Recessed RC134B/RC135B

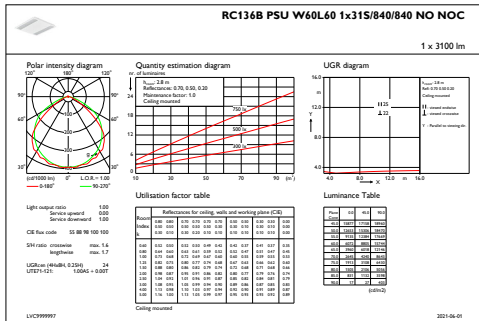
## Photometric data



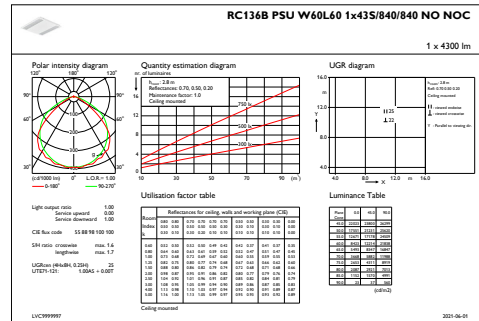
OFFPC1\_



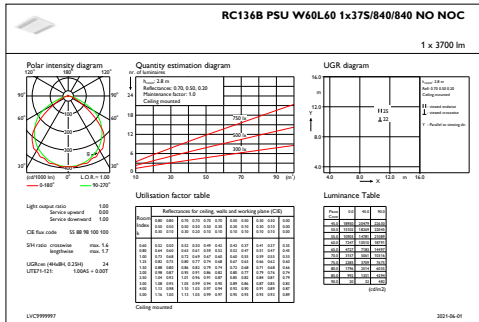
OFFPC1\_



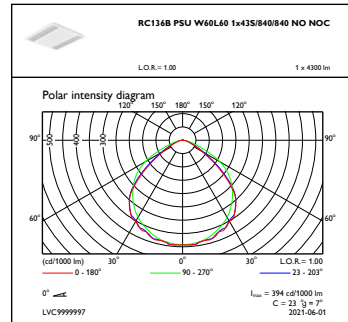
IFGU1\_



IFGU1\_



IFGU1\_



OFFPC1\_

## CoreLine Recessed

