



Classic filament LEDbulbs

LEDClassic 2-25W P45 E14 WW CL ND APR

Featuring a classic heritage design, LED Deco Classic delivers beautiful, decorative warm-white light while saving around 90% on energy costs.

Product data

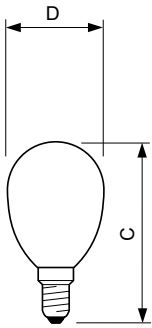
General Information		Wattage Equivalent	
Lighting Technology	LED		25 W
Switching Cycle	20,000	Starting Time (Nom)	0.5 s
Rated Lifetime (Hours)	15,000 hour(s)	Warm-up time to 60% light	0.5 s
Nominal lifetime	15,000 hour(s)	Power Factor (Fraction)	0.4
Cap-Base	E14 [E14]	Voltage (Nom)	220-240 V
Light Technical		Temperature	
Color Code	827 [CCT of 2700K]	T-Case Maximum (Nom)	70 °C
Luminous Flux	250 lumen	Controls and Dimming	
Color Designation	Warm White (WW)	Dimmable	No
Correlated Color Temperature (Nom)	2700 K	Mechanical and Housing	
Luminous Efficacy (rated) (Nom)	125.00 lm/W	Bulb Finish	Clear
Color Consistency	<6	Bulb Shape	P45 [P 45mm]
Color rendering index (CRI)	80	Approval and Application	
LLMF At End Of Nominal Lifetime (Nom)	70 %	Energy Consumption kWh/1000 h	2 kWh
Operating and Electrical		EU RoHS compliant	Yes
Line Frequency	50 to 60 Hz	Product Data	
Input Frequency	50 to 60 Hz	Full product code	871869657431700
Power Consumption	2 W		
Lamp Current (Nom)	20 mA		

Classic filament LEDbulbs

Order product name	LEDClassic 2-25W P45 E14 WW CL ND APR
Order code	57431700
Numerator - Quantity Per Pack	1
Numerator - Packs per outer box	10
Material number (12NC)	929001238608

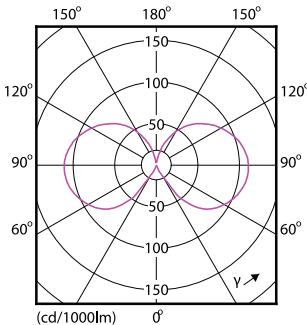
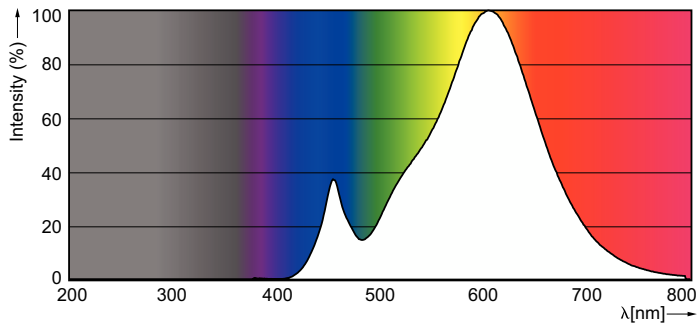
Full product name	LEDClassic 2-25W P45 E14 WW CL ND APR
EAN/UPC - Case	8718696574324

Dimensional drawing



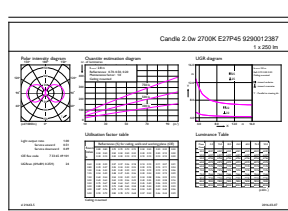
Product	D	C
LEDClassic 2-25W P45 E14 WW CL ND APR	45 mm	80 mm

Photometric data



Spectral Power Distribution Colour - LEDClassic 2-25W P45 E14 WW CL ND APR

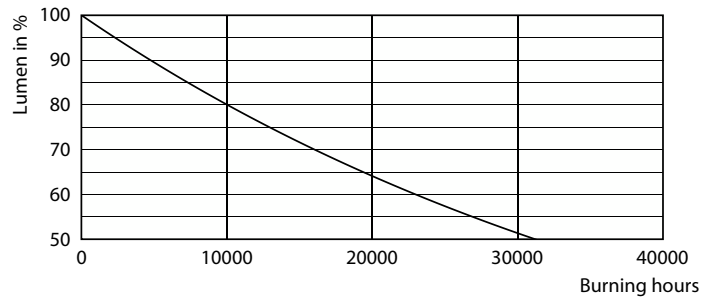
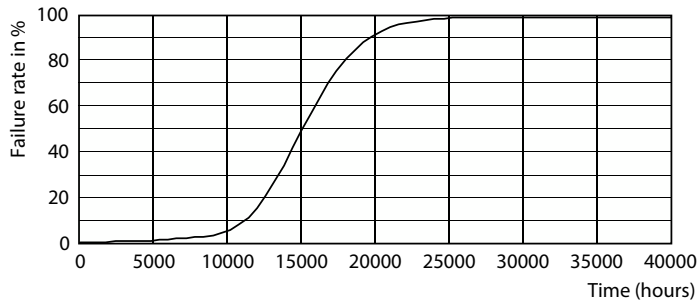
Light Distribution Diagram - LEDClassic 2-25W P45 E14 WW CL ND APR



General uniform lighting - LEDClassic 2-25W P45 E14 WW CL ND APR

Classic filament LEDbulbs

Lifetime



Life Expectancy Diagram - LEDClassic 2-25W P45 E14 WW CL ND APR

Lumen Maintenance Diagram - LEDClassic 2-25W P45 E14 WW CL ND APR

