



# MASTER CityWhite CDO-ET

## MASTER CityWhite CDO-ET Plus 150W/828 E40

Ceramic metal halide lamp, with opalized ovoid outer bulb shape, used in outdoor offering pleasant white light

### Warnings and Safety

- Use only in totally enclosed luminaire, even during testing (IEC61167, IEC 62035, IEC60598)
- The luminaire must be able to contain hot lamp parts if the lamp ruptures
- Lamps may use electronic or electromagnetic control gear
- Control gear must include end-of-life protection (IEC61167, IEC 62035)
- Warm restart time can be up to 15 minutes; T15 ignitors therefore advised
- A lamp breaking is extremely unlikely to have any impact on your health. If a lamp breaks, ventilate the room for 30 minutes and remove the parts, preferably with gloves. Put them in a sealed plastic bag and take it to your local waste facilities for recycling. Do not use a vacuum cleaner.

### Product data

General Information	
Cap base	E40 [ E40]
Operating position	UNIVERSAL [ Any or Universal (U)]
Life to 5% failures (nom.)	18000 h
Life to 10% failures (nom.)	20000 h
Life to 20% failures (nom.)	22500 h
Life to 50% failures (nom.)	27000 h
LSF 2000 h Rated	99 %
LSF 4000 h Rated	99 %
LSF 6000 h Rated	99 %
LSF 8000 h Rated	99 %
LSF 12000 h Rated	99 %
LSF 16000 h Rated	97 %

LSF 20000 h Rated	90 %
	Sphere
Light Technical	
Colour Code	828 [ CCT of 2,800 K]
Luminous flux (nom.)	15400 lm
Luminous flux (rated) (nom.)	15400 lm
Colour designation	Warm White (WW)
Chromaticity coordinate X (nom.)	0.447
Chromaticity coordinate Y (nom.)	0.4
Correlated Colour Temperature (Nom)	2800 K
Luminous efficacy (rated) (nom.)	108 lm/W
Colour rendering index (nom.)	85

# MASTER CityWhite CDO-ET

LLMF 2000 h Rated	95 %
LLMF 4000 h Rated	92 %
LLMF 6000 h Rated	90 %
LLMF 8000 h Rated	88 %
LLMF 12000 h Rated	85 %
LLMF 16000 h Rated	82 %
LLMF 20000 h Rated	80 %
Ratio scotopic/photopic lumens	1.30

## Operating and Electrical

Power (Rated) (Nom)	143.0 W
Lamp current run-up (max.)	3 A
Lamp current (EM) (nom.)	1.85 A
Ignition supply voltage (max.)	198 V
Ignition peak voltage (max.)	5000 V
Ignition supply voltage (min.)	198 V
Re-ignition time (min.) (max.)	900 s
Ignition time (max.)	30 s
Voltage (Max)	98 V
Voltage (Min)	82 V
Voltage (Nom)	89 V

## Controls and Dimming

Dimmable	Yes
Run-up time 90% (max.)	3 min

## Mechanical and Housing

Lamp Finish	Coated glass
-------------	--------------

Bulb shape	BD90 [ BD 90mm]
------------	-----------------

## Approval and Application

Energy Efficiency Class	F
Mercury (Hg) content (max.)	15.8 mg
Mercury (Hg) content (nom.)	15.8 mg
Energy consumption kWh/1,000 hours	143 kWh 473400

## UV

PET (NIOSH) (min.)	8 h/500lx
--------------------	-----------

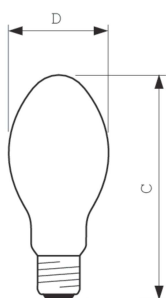
## Luminaire Design Requirements

Bulb temperature (max.)	350 °C
Cap-base temperature (max.)	250 °C

## Product Data

Full product code	871829115881300
Order product name	MASTER CityWhite CDO-ET Plus 150W/828 E40
EAN/UPC – product	8718291158813
Order code	15881300
SAP numerator – quantity per pack	1
Numerator – packs per outer box	12
SAP material	928154908835
SAP net weight (piece)	0.157 kg
ILCOS code	ME150/28/1B-H-E40

## Dimensional drawing

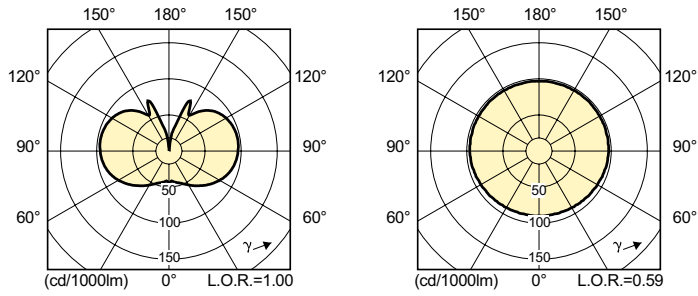


MASTER CityWhite CDO-ET Plus 150W/828 E40

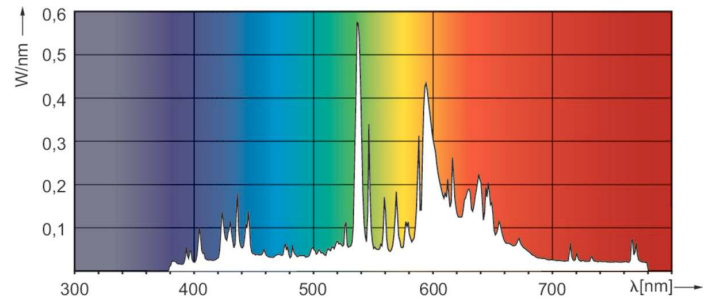
Product	D (max)	C (max)
MASTER CityWhite CDO-ET Plus 150W/828 E40	91 mm	227 mm

# MASTER CityWhite CDO-ET

## Photometric data

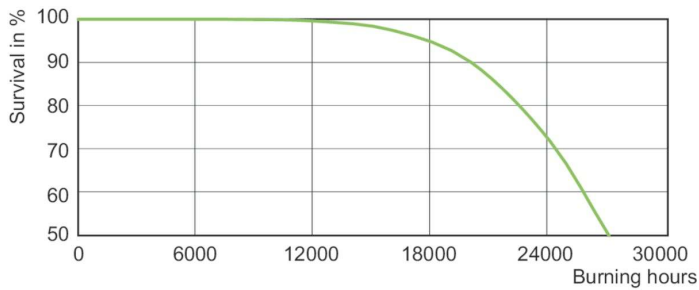


LDLD\_CDO-ET\_0003-Light distribution diagram

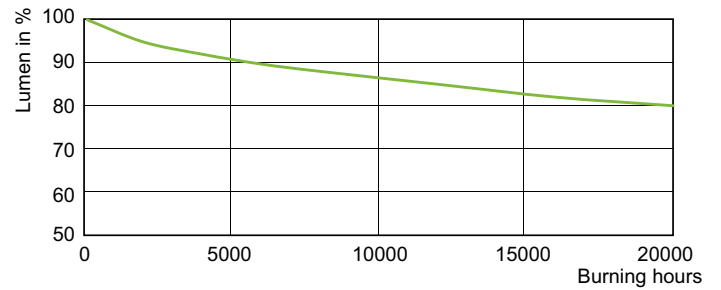


LDPO\_CDO-ET\_0002-Spectral power distribution Colour

## Lifetime



LDLE\_CDO-ET\_0002-Life expectancy diagram



LDLM\_CDO-ET\_0002-Lumen maintenance diagram

