



MASTERColour CDM-T Elite

MASTERC CDM-T ELITE 150W/930 G12 1CT/12

Single-ended, very high-efficiency, long-life Ceramic Metal Halide discharge lamp producing crisp white sparkling light with high color rendering

Warnings and Safety

- Use only in totally enclosed luminaire, even during testing (IEC61167, IEC 62035, IEC60598)
- The luminaire must be able to contain hot lamp parts if the lamp ruptures
- Use only with electronic control gear. 35W & 70W lamps may also use electromagnetic gear.
- Control gear must include end-of-life protection (IEC61167, IEC 62035)
- A lamp breaking is extremely unlikely to have any impact on your health. If a lamp breaks, ventilate the room for 30 minutes and remove the parts, preferably with gloves. Put them in a sealed plastic bag and take it to your local waste facilities for recycling. Do not use a vacuum cleaner.

Product data

General Information		Colour designation	
Cap base	G12 [G12]	Colour designation	Warm White (WW)
Operating position	P10 [Parallel +/-10D or Horizontal(HOR)]	Lumen maintenance 1,000 hours (nom.)	95 %
Life to 5% failures (nom.)	9000 h	Lumen maintenance 12,000 hours (nom.)	73 %
Life to 10% failures (nom.)	10000 h	Lumen maintenance 10,000 hours (nom.)	75 %
Life to 20% failures (nom.)	11000 h	Lumen maintenance 2,000 hours (nom.)	91 %
Life to 50% failures (nom.)	12000 h	Lumen maintenance 4,000 hours (nom.)	86 %
ANSI code HID	-	Lumen maintenance 5,000 hours (nom.)	84 %
	Sphere	Chromaticity coordinate X (nom.)	0.434
		Chromaticity coordinate Y (nom.)	0.398
		Correlated Colour Temperature (Nom)	3000 K
		Luminous efficacy (rated) (nom.)	98 lm/W
		Colour-rendering index (min.)	89
		Colour rendering index (nom.)	92
Light Technical			
Colour Code	930 [CCT of 3,000 K]		
Luminous flux (nom.)	14600 lm		
Luminous flux (rated) (nom.)	14600 lm		

MASTERCcolour CDM-T Elite

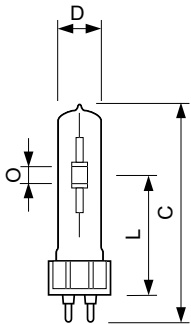
Operating and Electrical	
Power (Rated) (Nom)	150.1 W
Lamp current run-up (max.)	2.5 A
Ignition supply voltage (max.)	198 V
Ignition peak voltage (max.)	5000 V
Ignition supply voltage (min.)	198 V
Re-ignition time (min.) (max.)	15 min
Ignition time (max.)	30 s
Voltage (Max)	98 V
Voltage (Min)	86 V
Voltage (Nom)	92 V

Controls and Dimming	
Dimmable	No
Run-up time 90% (max.)	3 min

Mechanical and Housing	
Lamp Finish	Clear
Bulb shape	T19 [T 19mm]

Approval and Application	
Energy Efficiency Class	F
Mercury (Hg) content (max.)	9.5 mg
Mercury (Hg) content (nom.)	9.5 mg
Energy consumption kWh/1,000 hours	151 kWh

Dimensional drawing



CDM-T Elite 150W/930 G12

473357

UV	
PET (NIOSH) (min.)	8 h/500lx
Damage factor D/fc (max.)	0.3

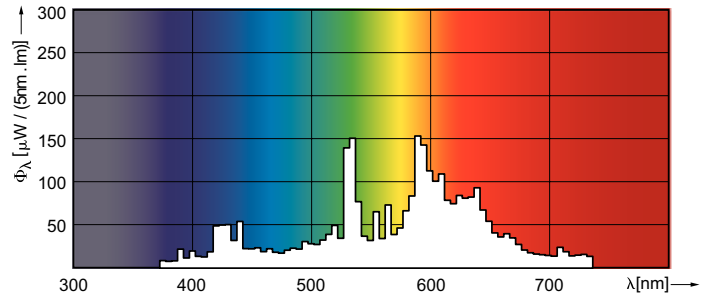
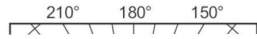
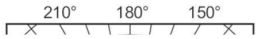
Luminaire Design Requirements	
Bulb temperature (max.)	650 °C
Cap-base temperature (max.)	280 °C
Pinch temperature (max.)	350 °C

Product Data	
Full product code	871150021312915
Order product name	MASTERCcolour CDM-T Elite 150W/930 G12 1CT/12
EAN/UPC – product	8711500213129
Order code	21312915
SAP numerator – quantity per pack	1
Numerator – packs per outer box	12
SAP material	928094705125
SAP net weight (piece)	0.031 kg
ILCOS code	MT/UB-150/930-H-G12-21/100

Product	D (max)	O	L (min)	L (max)	L	C (max)
MASTERCcolour CDM-T Elite 150W/930 G12 1CT/12	20 mm	9 mm	55 mm	57 mm	56 mm	110 mm

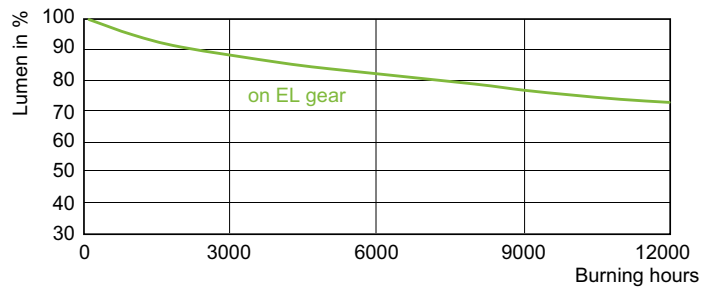
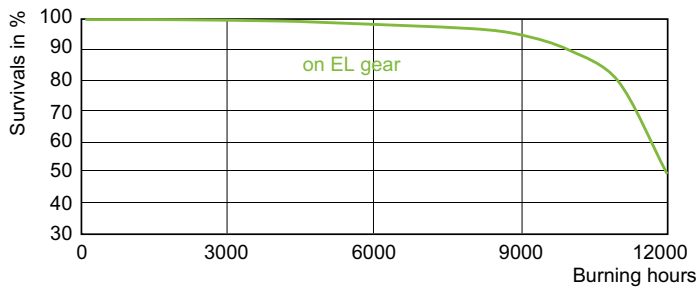
MASTERCoulour CDM-T Elite

Photometric data



LDPO_CDM-T-E_150W_930-Spectral power distribution Colour

Lifetime



LDLE_CDM-T-E_150W_930-Life expectancy diagram

