



# CoreLine Trunking Gen2

## LL234X 160S/840 2x PSU WB 5x1.5

Coreline Trunking Gen2 - LED module, system flux 16000 lm - Power supply unit - Wide beam - 84° x 84°

CoreLine Trunking Gen2 is a light-line system that is designed for simplicity. It comes in a choice of lengths, flux packages and beam shapes to suit every project and application. Easy to use and integrate with spots and sensors, CoreLine Trunking Gen2 provides consistent, high-quality lighting with added protection against accidental water ingress. The innovative system is also easy to assemble and install for faster retrofits and refurbishments.

### Product data

General Information		Operating and Electrical	
Lamp family code	160S [ LED module, system flux 16000 lm]	Glow-wire test	850/30 [ Temperature 850 °C, duration 30 s]
Beam angle of light source	120 °	Flammability mark	NO [ -]
Light source colour	840 neutral white	CE mark	CE mark
Light source replaceable	No	ENEC mark	ENEC plus mark
Number of gear units	2 units	Warranty period	5 years
Driver/power unit/transformer	PSU [ Power supply unit]	Constant light output	No
Driver included	Yes	Number of products on MCB (16 A type B)	12
Optic type	WB [ Wide beam]	EU RoHS compliant	Yes
Luminaire light beam spread	84° x 84°	Product family code	LL234X [ Coreline Trunking Gen2]
Control interface	-	Unified glare rating CEN	22
Connection	CU5 [ Connection unit 5-pole]		
Cable	-	Input Voltage	220 to 240 V
Protection class IEC	Safety class I (I)	Input frequency	50 to 60 Hz

## CoreLine Trunking Gen2

Initial CLO power consumption	- W
Average CLO power consumption	- W
Inrush current	19 A
Inrush time	0.280 ms
Power factor (min.)	0.95

### Controls and Dimming

Dimmable	No
----------	----

### Mechanical and Housing

Housing material	Steel
Reflector material	-
Optic material	Polycarbonate
Optical cover/lens material	Polycarbonate
Fixation material	Steel
Optical cover/lens finish	Frosted
Overall length	3400 mm
Overall width	80 mm
Overall height	50 mm
Colour	White RAL9016
Dimensions (height x width x depth)	50 x 80 x 3400 mm (2 x 3.1 x 133.9 in)

### Approval and Application

Ingress protection code	IP20 [ Finger-protected]
Mech. impact protection code	IK02 [ 0.2 J standard]

### Initial Performance (IEC Compliant)

Initial luminous flux (system flux)	16000 lm
Luminous flux tolerance	+/-10%
Initial LED luminaire efficacy	157 lm/W

Init. Corr. Colour Temperature	4000 K
Init. Colour rendering index	>80
Initial chromaticity	(0.38, 0.38) SDCM <3
Initial input power	102 W
Power consumption tolerance	+/-10%

### Over Time Performance (IEC Compliant)

Control gear failure rate at median useful life	5 %
50,000 h	
Lumen maintenance at median useful life*	L80
50,000 h	

### Application Conditions

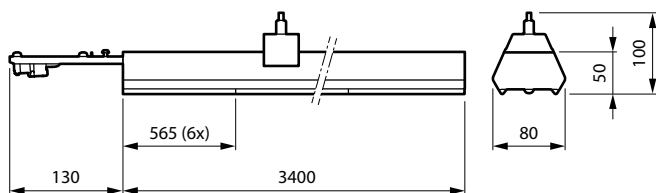
Ambient temperature range	-20 to +35 °C
Performance ambient temperature Tq	25 °C
Maximum dimming level	Not applicable
Suitable for random switching	Yes

### Product Data

Full product code	871951410815800
Order product name	LL234X 160S/840 2x PSU WB 5x1.5
EAN/UPC – product	8719514108158
Order code	10815800
SAP numerator – quantity per pack	1
Numerator – packs per outer box	1
SAP material	910925867558
SAP net weight (piece)	5.330 kg



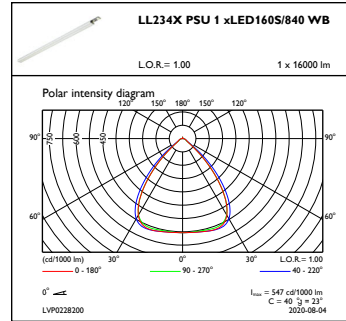
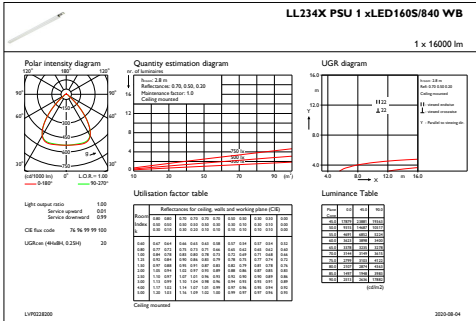
## Dimensional drawing



Coreline Trunking Gen2 electr. units LL212X-LL234X

# CoreLine Trunking Gen2

## Photometric data



IFGU1\_LL234XPSU1xLED160S840WB

OFPC1\_LL234XPSU1xLED160S840WB

