



TrueLine, recessed

RC530B LED40S/940 PSD W8L120 VPC PI5

TrueLine Recessed OC - 940 neutral white - Power supply unit with DALI interface - Push-in connector 5-pole (PI) - White RAL 9003

Architects need a lighting solution that matches the interior architecture of the property they are working on. They want a light line with an elegant design and very high light levels. Specifiers need luminaires that enable them to save energy while at the same time providing the right level of light, in compliance with office lighting norms. TrueLine, recessed is able to meet both sets of requirements. TrueLine is also available in a suspended version.

Warnings and Safety

- The product is IPX0 and as such is not protected against water ingress, so we strongly recommend that the environment in which the luminaire is to be installed is suitably checked
- If the above advice is not taken and the luminaires are subject to water ingress, Philips/Signify cannot guarantee safe use and the product warranty will become void

Product data

General Information			
Beam angle of light source	- °	Control interface	DALI
Light source colour	940 neutral white	Connection	Push-in connector 5-pole (PI)
Light source replaceable	No	Cable	-
Number of gear units	1 unit	Protection class IEC	Safety class I (I)
Driver/power unit/transformer	PSD [Power supply unit with DALI interface]	Glow-wire test	650/30 [Temperature 650 °C, duration 30 s]
Driver included	Yes	Flammability mark	F [For mounting on normally flammable surfaces]
Optic type	No [-]	CE mark	CE mark
Luminaire light beam spread	80°	ENEC mark	ENEC mark

TrueLine, recessed

Warranty period	5 years
Constant light output	No
Number of products on MCB (16 A type B)	24
Photobiological risk	Photobiological risk group 1 @ 200mm to EN62471
EU RoHS compliant	Yes
Product family code	RC530B [TrueLine Recessed OC]
Unified glare rating CEN	19

Light Technical

Saturated Red	>50
---------------	-----

Operating and Electrical

Input Voltage	220 to 240 V
Input frequency	50 to 60 Hz
Initial CLO power consumption	- W
Average CLO power consumption	- W
Inrush current	19 A
Inrush time	0.28 ms
Power factor (min.)	0.9

Controls and Dimming

Dimmable	Yes
----------	-----

Mechanical and Housing

Housing material	Steel
Reflector material	-
Optic material	-
Optical cover/lens material	Polymethyl methacrylate
Fixation material	Steel
Optical cover/lens finish	Frosted
Overall length	1197 mm
Overall width	75 mm
Overall height	90 mm
Colour	White RAL 9003
Dimensions (height x width x depth)	90 x 75 x 1197 mm (3.5 x 3 x 47.1 in)

Approval and Application

Ingress protection code	IP20 [Finger-protected]
-------------------------	--------------------------

Mech. impact protection code	IK02 [0.2 J standard]
------------------------------	------------------------

Initial Performance (IEC Compliant)

Initial luminous flux (system flux)	4000 lm
Luminous flux tolerance	+/-10%
Initial LED luminaire efficacy	143 lm/W
Init. Corr. Colour Temperature	4000 K
Init. Colour rendering index	>90
Initial chromaticity	(0.38, 0.38) SDCM <3
Initial input power	28 W
Power consumption tolerance	+/-10%

Over Time Performance (IEC Compliant)

Control gear failure rate at median useful life 50,000 h	5 %
Lumen maintenance at median useful life* 50,000 h	L85

Application Conditions

Ambient temperature range	+10 to +40 °C
Performance ambient temperature Tq	25 °C
Maximum dimming level	1%
Suitable for random switching	No

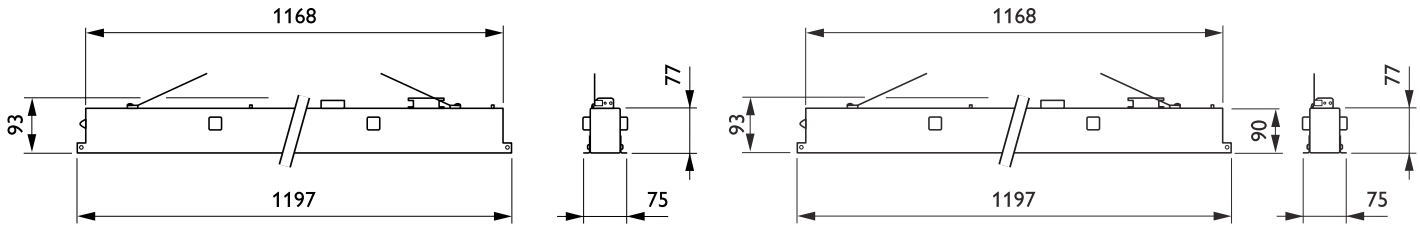
Product Data

Full product code	871869996922600
Order product name	RC530B LED40S/940 PSD W8L120 VPC PI5
EAN/UPC – product	8718699969226
Order code	96922600
SAP numerator – quantity per pack	1
Numerator – packs per outer box	1
SAP material	910505100791
SAP net weight (piece)	2.600 kg



TrueLine, recessed

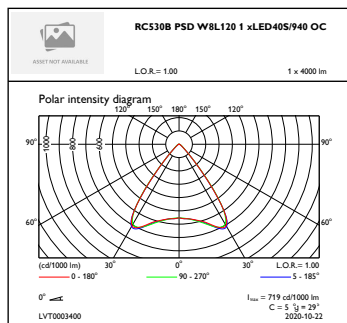
Dimensional drawing



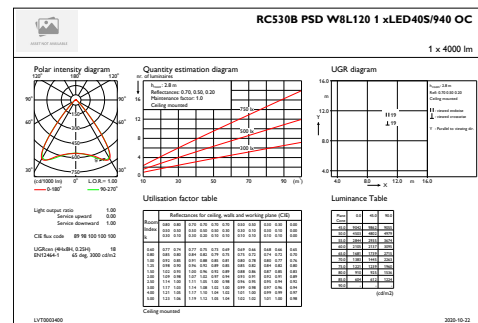
TrueLine recessed RC515B, RC530B-RC534B

TrueLine recessed RC515B, RC530B-RC534B

Photometric data



OFPC1_RC530BPSDW8L1201xLED40S940OC



IFGU1_RC530BPSDW8L1201xLED40S940OC

