



# TrueLine, recessed

## RC534B LED43S/940 PSD W8L141 PCV PI5

TrueLine Recessed Standalone Asym - 940 neutral white - Power supply unit with DALI interface - Push-in connector 5-pole (PI) - White RAL 9003

Architects need a lighting solution that matches the interior architecture of the property they are working on. They want a light line with an elegant design and very high light levels. Specifiers need luminaires that enable them to save energy while at the same time providing the right level of light, in compliance with office lighting norms. TrueLine, recessed is able to meet both sets of requirements. TrueLine is also available in a suspended version.

### Warnings and Safety

- The product is IPX0 and as such is not protected against water ingress, so we strongly recommend that the environment in which the luminaire is to be installed is suitably checked
- If the above advice is not taken and the luminaires are subject to water ingress, Philips/Signify cannot guarantee safe use and the product warranty will become void

### Product data

| General Information           |  |                      |  |
|-------------------------------|--|----------------------|--|
| Beam angle of light source    | - °  | Control interface    | DALI   |
| Light source colour           | 940 neutral white                            | Connection           | Push-in connector 5-pole (PI)                    |
| Light source replaceable      | No   | Cable                | -  |
| Number of gear units          | 1 unit                                       | Protection class IEC | Safety class I (I)                               |
| Driver/power unit/transformer | PSD [ Power supply unit with DALI interface] | Glow-wire test       | 650/30 [ Temperature 650 °C, duration 30 s]      |
| Driver included               | Yes  | Flammability mark    | F [ For mounting on normally flammable surfaces] |
| Optic type                    | No [ -]                                      | CE mark              | CE mark  |
| Luminaire light beam spread   | -  | ENEC mark            | ENEC mark  |

## TrueLine, recessed

|   |   |
|---|---|
| Warranty period                         | 5 years   |
| Constant light output                   | No  |
| Number of products on MCB (16 A type B) | 24  |
| Photobiological risk                    | Photobiological risk group 1 @ 200mm to EN62471 |
| EU RoHS compliant                       | Yes   |
| Product family code                     | RC534B [ TrueLine Recessed Standalone Asym]     |
| Unified glare rating CEN                | Not applicable                                  |

### Light Technical

|               |     |
|---------------|-----|
| Saturated Red | >50 |
|---------------|-----|

### Operating and Electrical

|                               |              |
|-------------------------------|--------------|
| Input Voltage                 | 220 to 240 V |
| Input frequency               | 50 to 60 Hz  |
| Initial CLO power consumption | - W          |
| Average CLO power consumption | - W          |
| Inrush current                | 19 A         |
| Inrush time                   | 0.28 ms      |
| Power factor (min.)           | 0.9          |

### Controls and Dimming

|          |     |
|----------|-----|
| Dimmable | Yes |
|----------|-----|

### Mechanical and Housing

|                                     |  |
|-------------------------------------|--|
| Housing material                    | Steel                                  |
| Reflector material                  | -                                      |
| Optic material                      | -                                      |
| Optical cover/lens material         | Polymethyl methacrylate                |
| Fixation material                   | Steel                                  |
| Optical cover/lens finish           | Frosted                                |
| Overall length                      | 1408 mm                                |
| Overall width                       | 75 mm                                  |
| Overall height                      | 136 mm                                 |
| Colour                              | White RAL 9003                         |
| Dimensions (height x width x depth) | 136 x 75 x 1408 mm (5.4 x 3 x 55.4 in) |

### Approval and Application

|                         |                          |
|-------------------------|--------------------------|
| Ingress protection code | IP20 [ Finger-protected] |
|-------------------------|--------------------------|

|                              |                        |
|------------------------------|------------------------|
| Mech. impact protection code | IK02 [ 0.2 J standard] |
|------------------------------|------------------------|

### Initial Performance (IEC Compliant)

|                                     |                      |
|-------------------------------------|----------------------|
| Initial luminous flux (system flux) | 4300 lm              |
| Luminous flux tolerance             | +/-10%               |
| Initial LED luminaire efficacy      | 126 lm/W             |
| Init. Corr. Colour Temperature      | 4000 K               |
| Init. Colour rendering index        | >90                  |
| Initial chromaticity                | (0.38, 0.38) SDCM <3 |
| Initial input power                 | 34 W                 |
| Power consumption tolerance         | +/-10%               |

### Over Time Performance (IEC Compliant)

|  |     |
|--|-----|
| Control gear failure rate at median useful life 50,000 h | 5 % |
| Lumen maintenance at median useful life* 50,000 h        | L85 |

### Application Conditions

|                                    |               |
|------------------------------------|---------------|
| Ambient temperature range          | +10 to +40 °C |
| Performance ambient temperature Tq | 25 °C         |
| Maximum dimming level              | 1%            |
| Suitable for random switching      | No            |

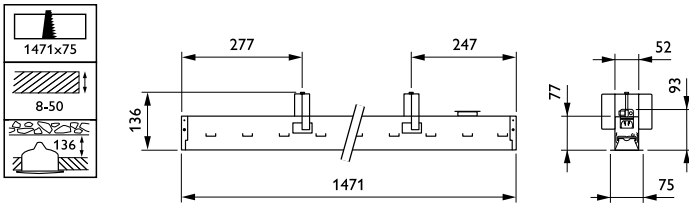
### Product Data

|                                   |                                      |
|-----------------------------------|--------------------------------------|
| Full product code                 | 871869996685000                      |
| Order product name                | RC534B LED43S/940 PSD W8L141 PCV P15 |
| EAN/UPC – product                 | 8718699966850                        |
| Order code                        | 96685000                             |
| SAP numerator – quantity per pack | 1                                    |
| Numerator – packs per outer box   | 1                                    |
| SAP material                      | 910505100497                         |
| SAP net weight (piece)            | 3.200 kg                             |



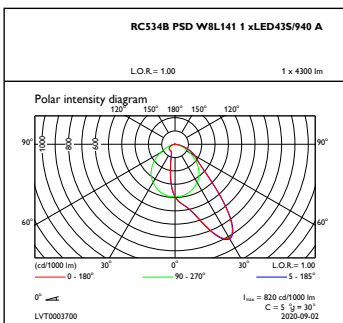
# TrueLine, recessed

## Dimensional drawing

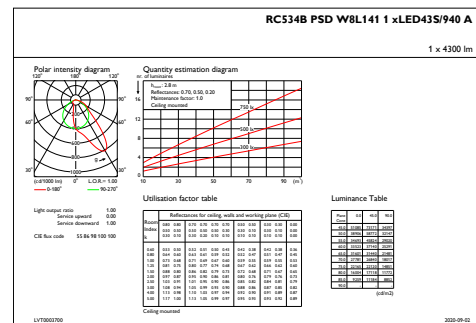


TrueLine recessed RC5315B, RC530B-RC534B

## Photometric data



OFPC1\_RC534BPSDW8L1411xLED43S940A



IFGU1\_RC534BPSDW8L1411xLED43S940A

