



# TrueLine, recessed

## RC531B LED15S/930 PSD W8L113 PCV PI5

TrueLine Recessed NOC - 1 pc - LED Module, system flux 1500 lm - 930 warm white - Power supply unit with DALI interface - Plaster ceiling version - Width 0.08 m, length 1.13 m - Push-in connector 5-pole (PI) - White RAL 9003

Architects need a lighting solution that matches the interior architecture of the property they are working on. They want a light line with an elegant design and very high light levels. Specifiers need luminaires that enable them to save energy while at the same time providing the right level of light, in compliance with office lighting norms. TrueLine, recessed is able to meet both sets of requirements. TrueLine is also available in a suspended version.

### Warnings and Safety

- The product is IPX0 and as such is not protected against water ingress, so we strongly recommend that the environment in which the luminaire is to be installed is suitably checked
- If the above advice is not taken and the luminaires are subject to water ingress, Philips/Signify cannot guarantee safe use and the product warranty will become void

### Product data

General Information		Driver/power unit/transformer	
Number of light sources	1 [ 1 pc]		PSD [ Power supply unit with DALI interface]
Lamp family code	LED15S [ LED Module, system flux 1500 lm]	Driver included	Yes
Beam angle of light source	- °	Optic type	No [ -]
Light source colour	930 warm white	Optical cover/lens type	PM [ PMMA bowl/cover]
Light source replaceable	No	Luminaire light beam spread	108°
Number of gear units	1 unit	Control interface	DALI
Gear	-	Connection	Push-in connector 5-pole (PI)
		Cable	-

## TrueLine, recessed

Protection class IEC	Safety class I (I)
Glow-wire test	650/30 [ Temperature 650 °C, duration 30 s]
Flammability mark	F [ For mounting on normally flammable surfaces]
CE mark	CE mark
ENEC mark	ENEC mark
Warranty period	5 years
Constant light output	No
Number of products on MCB (16 A type B)	24
Photobiological risk	Photobiological risk group 1 @ 200mm to EN62471
EU RoHS compliant	Yes
Product family code	RC531B [ TrueLine Recessed NOC]
Unified glare rating CEN	25

### Light Technical

Saturated Red	>50
Flickering	1
Stroboscopic effect	0.4

### Operating and Electrical

Input Voltage	220 to 240 V
Input frequency	50 to 60 Hz
Initial CLO power consumption	- W
Average CLO power consumption	- W
Inrush current	19 A
Inrush time	0.28 ms
Power factor (min.)	0.9

### Controls and Dimming

Dimmable	Yes
----------	-----

### Mechanical and Housing

Geometry	Width 0.08 m, length 1.13 m
Housing configuration	PCV [ Plaster ceiling version]
Housing material	Steel
Reflector material	-
Optic material	-
Optical cover/lens material	Polycarbonate
Gear tray material	Steel
Fixation material	Steel
Optical cover/lens finish	Opal
Overall length	1152 mm

Overall width	75 mm
Overall height	136 mm
Colour	White RAL 9003
Dimensions (height x width x depth)	136 x 75 x 1152 mm (5.4 x 3 x 45.4 in)

### Approval and Application

Ingress protection code	IP20 [ Finger-protected]
Mech. impact protection code	IK02 [ 0.2 J standard]

### Initial Performance (IEC Compliant)

Initial luminous flux (system flux)	1500 lm
Luminous flux tolerance	+/-10%
Initial LED luminaire efficacy	99 lm/W
Init. Corr. Colour Temperature	3000 K
Init. Colour rendering index	>90
Initial chromaticity	(0.38, 0.38) SDCM <3
Initial input power	15.2 W
Power consumption tolerance	+/-10%

### Over Time Performance (IEC Compliant)

Control gear failure rate at median useful life 50,000 h	5 %
Lumen maintenance at median useful life* 50,000 h	L90

### Application Conditions

Ambient temperature range	+10 to +40 °C
Performance ambient temperature Tq	25 °C
Maximum dimming level	1%
Suitable for random switching	No

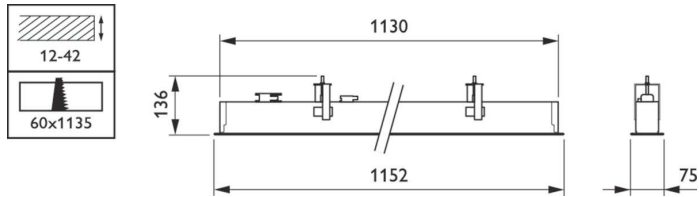
### Product Data

Full product code	871869996433700
Order product name	RC531B LED15S/930 PSD W8L113 PCV PI5
EAN/UPC – product	8718699964337
Order code	96433700
SAP numerator – quantity per pack	1
Numerator – packs per outer box	1
SAP material	910505100227
SAP net weight (piece)	2.600 kg



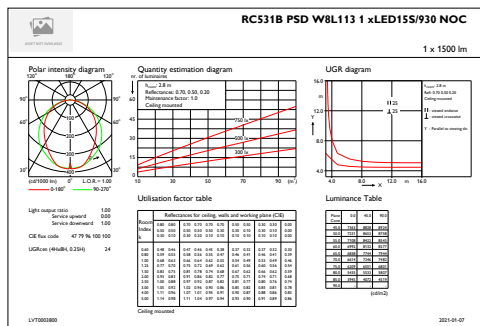
# TrueLine, recessed

## Dimensional drawing

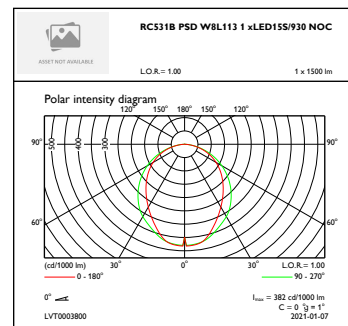


RC531B LED15S/930 PSD W8L113 PCV PI5

## Photometric data



IFGU1\_RC531BPSDW8L1131xLED15S930NOC



OFPC1\_RC531BPSDW8L1131xLED15S930NOC

