



# TrueLine, recessed

## RC530B LED34S/930 PSD W8L120 VPC PI5 IP

TrueLine Recessed OC - 1 pc - LED module, system flux 3400 lm  
 - 930 warm white - Power supply unit with DALI interface -  
 Push-in connector 5-pole (PI) - White RAL 9003

Architects need a lighting solution that matches the interior architecture of the property they are working on. They want a light line with an elegant design and very high light levels. Specifiers need luminaires that enable them to save energy while at the same time providing the right level of light, in compliance with office lighting norms. TrueLine, recessed is able to meet both sets of requirements. TrueLine is also available in a suspended version.

### Warnings and Safety

- The product is IPX0 and as such is not protected against water ingress, so we strongly recommend that the environment in which the luminaire is to be installed is suitably checked
- If the above advice is not taken and the luminaires are subject to water ingress, Philips/Signify cannot guarantee safe use and the product warranty will become void

### Product data

General Information			
Number of light sources	1 [ 1 pc]	Driver/power unit/transformer	PSD [ Power supply unit with DALI interface]
Lamp family code	LED34S [ LED module, system flux 3400 lm]	Driver included	Yes
Beam angle of light source	- °	Optic type	No [ -]
Light source colour	930 warm white	Optical cover/lens type	PM [ PMMA bowl/cover]
Light source replaceable	No	Luminaire light beam spread	80°
Number of gear units	1 unit	Control interface	DALI
Gear	-	Connection	Push-in connector 5-pole (PI)
		Cable	-
		Protection class IEC	Safety class I (I)

## TrueLine, recessed

Glow-wire test	650/30 [ Temperature 650 °C, duration 30 s]
Flammability mark	F [ For mounting on normally flammable surfaces]
CE mark	CE mark
ENEC mark	ENEC mark
Warranty period	5 years
Constant light output	No
Number of products on MCB (16 A type B)	24
Photobiological risk	Photobiological risk group 1 @ 200mm to EN62471
EU RoHS compliant	Yes
Product family code	RC530B [ TrueLine Recessed OC]
Unified glare rating CEN	19

### Light Technical

Saturated Red	>50
---------------	-----

### Operating and Electrical

Input Voltage	220 to 240 V
Input frequency	50 to 60 Hz
Initial CLO power consumption	- W
Average CLO power consumption	- W
Inrush current	19 A
Inrush time	0.28 ms
Power factor (min.)	0.9

### Controls and Dimming

Dimmable	Yes
----------	-----

### Mechanical and Housing

Housing material	Steel
Reflector material	-
Optic material	-
Optical cover/lens material	Polymethyl methacrylate
Gear tray material	Steel
Fixation material	Steel
Optical cover/lens finish	Frosted
Overall length	1197 mm
Overall width	75 mm
Overall height	90 mm
Colour	White RAL 9003

Dimensions (height x width x depth)	90 x 75 x 1197 mm (3.5 x 3 x 47.1 in)
-------------------------------------	---------------------------------------

### Approval and Application

Ingress protection code	IP20 [ Finger-protected]
Mech. impact protection code	IK02 [ 0.2 J standard]

### Initial Performance (IEC Compliant)

Initial luminous flux (system flux)	3400 lm
Luminous flux tolerance	+/-10%
Initial LED luminaire efficacy	136 lm/W
Init. Corr. Colour Temperature	3000 K
Init. Colour rendering index	>90
Initial chromaticity	(0.38, 0.38) SDCM <3
Initial input power	25 W
Power consumption tolerance	+/-10%

### Over Time Performance (IEC Compliant)

Control gear failure rate at median useful life 50,000 h	5 %
Lumen maintenance at median useful life* 50,000 h	L85

### Application Conditions

Ambient temperature range	+10 to +40 °C
Performance ambient temperature Tq	25 °C
Maximum dimming level	1%
Suitable for random switching	No

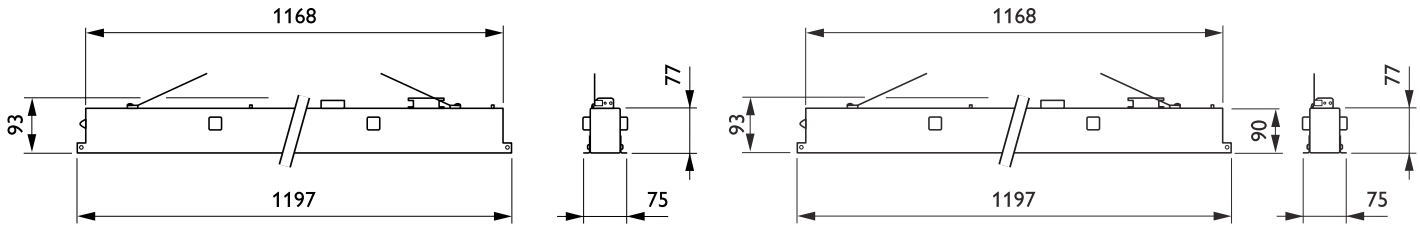
### Product Data

Full product code	871869996429000
Order product name	RC530B LED345/930 PSD W8L120 VPC PI5 IP
EAN/UPC – product	8718699964290
Order code	96429000
SAP numerator – quantity per pack	1
Numerator – packs per outer box	1
SAP material	910505100223
SAP net weight (piece)	2.600 kg



# TrueLine, recessed

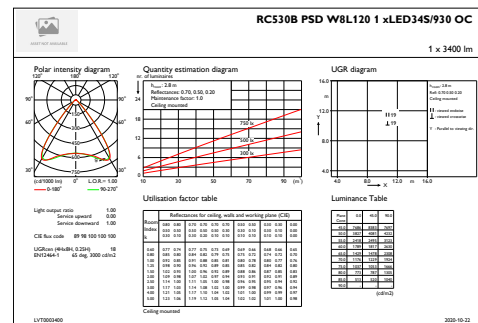

## Dimensional drawing



TrueLine recessed RC515B, RC530B-RC534B

TrueLine recessed RC515B, RC530B-RC534B

## Photometric data



OFPC1\_RC530BPSDW8L1201xLED345930OC

IFGU1\_RC530BPSDW8L1201xLED345930OC

