



Your everyday LEDspot MR16

Essential LEDspot MR16

Essential LEDspots MR16 are compatible with most existing fixtures with a GU5.3 socket and are designed as a retrofit replacement for halogen spots. Essential LEDspots MR16 deliver significant energy savings and minimise the initial investment.

Benefits

- Up to 90 % energy saving compared with traditional halogen lamps
- Lower maintenance costs
- Low initial investment

Features

- Easy retrofit
- Lifetime up to 15 000 hours
- Non-dimmable
- UV- and IR-free light

Application

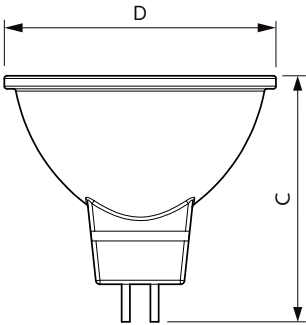
- Hotels, restaurants, bars, cafés, shops
- Lobbies, corridors, stairwells, washrooms, reception areas

Essential LEDspot MR16

Versions



Dimensional drawing



Product	D	C
Essential LED 5-50W 6500K MR16 24D	50 mm	46 mm
Essential LED 5-50W 2700K MR16 24D	50 mm	46 mm
ESS LED MR16 4.5-50W 36D 830 SO 100-240V	50.5 mm	46.5 mm
ESS LED MR16 4.5-50W 36D 865 SO 100-240V	50.5 mm	46.5 mm
ESS LED MR16 3-35W 36D 830 SO 100-240V	50.5 mm	46.5 mm
ESS LED MR16 3-35W 36D 865 SO 100-240V	50.5 mm	46.5 mm

Controls and dimming

Dimmable No

Operating and electrical

Starting Time (Nom) 0.5 s

General information

Cap-Base GU5.3

Nominal Lifetime (Nom) 15000 h

Light technical

Colour Rendering Index (Nom) 80

Llmf At End Of Nominal Lifetime (Nom) 70 %

Mechanical and housing

Bulb Shape MR16

Approval and application

Order Code	Full Product Name	Energy Consumption kWh/1000 h
57955800	Essential LED 5-50W 2700K MR16 24D	- kWh
57957200	Essential LED 5-50W 6500K MR16 24D	- kWh

Order Code	Full Product Name	Energy Consumption kWh/1000 h
80919800	ESS LED MR16 4.5-50W 36D 830 SO 100-240V	4.5 kWh

Essential LEDspot MR16

Order Code	Full Product Name	Energy Consumption kWh/1000 h
80921100	ESS LED MR16 4.5-50W 36D 865 SO 100-240V	4.5 kWh

Order Code	Full Product Name	Energy Consumption kWh/1000 h
80915000	ESS LED MR16 3-35W 36D 830 SO 100-240V	3 kWh
80917400	ESS LED MR16 3-35W 36D 865 SO 100-240V	3 kWh

Operating and electrical

Order Code	Full Product Name	Input Frequency	Voltage (Nom)	Wattage Equivalent	Power (Nom)
57955800	Essential LED 5-50W 2700K MR16 24D	- Hz	12 V	50 W	5 W
57957200	Essential LED 5-50W 6500K MR16 24D	- Hz	12 V	50 W	5 W
80919800	ESS LED MR16 4.5-50W 36D 830 SO 100-240V	50 to 60 Hz	100-240 V	50 W	4.5 W

Order Code	Full Product Name	Input Frequency	Voltage (Nom)	Wattage Equivalent	Power (Nom)
80921100	ESS LED MR16 4.5-50W 36D 865 SO 100-240V	50 to 60 Hz	100-240 V	50 W	4.5 W
80915000	ESS LED MR16 3-35W 36D 830 SO 100-240V	50 to 60 Hz	100-240 V	35 W	3 W
80917400	ESS LED MR16 3-35W 36D 865 SO 100-240V	50 to 60 Hz	100-240 V	35 W	3 W

General information

Order Code	Full Product Name	Switching Cycle
57955800	Essential LED 5-50W 2700K MR16 24D	50,000X
57957200	Essential LED 5-50W 6500K MR16 24D	50,000X
80919800	ESS LED MR16 4.5-50W 36D 830 SO 100-240V	50000

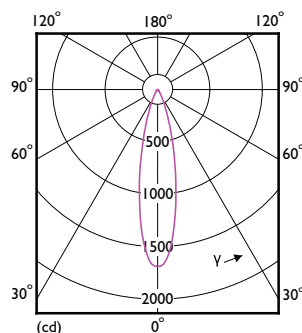
Order Code	Full Product Name	Switching Cycle
80921100	ESS LED MR16 4.5-50W 36D 865 SO 100-240V	50000
80915000	ESS LED MR16 3-35W 36D 830 SO 100-240V	50000
80917400	ESS LED MR16 3-35W 36D 865 SO 100-240V	50000

Light technical

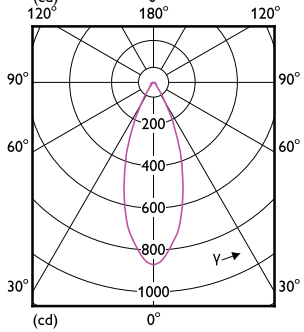
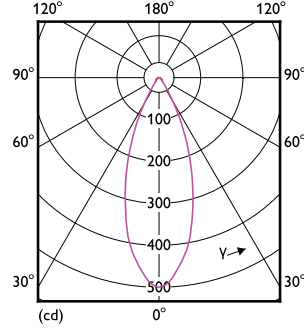
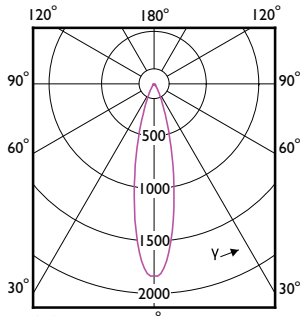
Order Code	Full Product Name	Beam Angle (Nom)	Colour Code (Nom)	Correlated Colour Temperature (Nom)	Luminous Flux (Nom)	Luminous Intensity (Nom)
57955800	Essential LED 5-50W 2700K MR16 24D	24°	827	2700 K	400 lm	1700 cd
57957200	Essential LED 5-50W 6500K MR16 24D	24°	865	6500 K	435 lm	1700 cd
80919800	ESS LED MR16 4.5-50W 36D 830 SO 100-240V	36°	830	3000 K	400 lm	700 cd
80921100	ESS LED MR16 4.5-50W 36D 865 SO 100-240V	36°	865	6500 K	400 lm	700 cd
80915000	ESS LED MR16 3-35W 36D 830 SO 100-240V	36°	830	3000 K	230 lm	550 cd
80917400	ESS LED MR16 3-35W 36D 865 SO 100-240V	36°	865	6500 K	230 lm	550 cd

Temperature

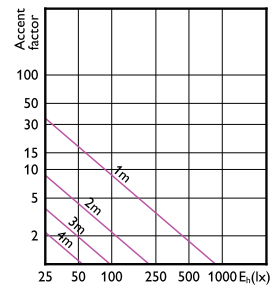
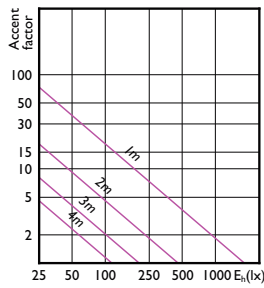
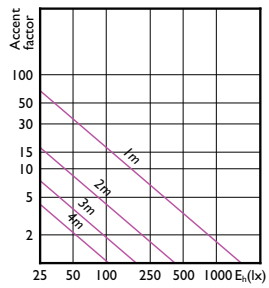
Order Code	Full Product Name	T-Case Maximum (Nom)
57955800	Essential LED 5-50W 2700K MR16 24D	76 °C
57957200	Essential LED 5-50W 6500K MR16 24D	76 °C
80919800	ESS LED MR16 4.5-50W 36D 830 SO 100-240V	65 °C
80921100	ESS LED MR16 4.5-50W 36D 865 SO 100-240V	65 °C
80915000	ESS LED MR16 3-35W 36D 830 SO 100-240V	55 °C
80917400	ESS LED MR16 3-35W 36D 865 SO 100-240V	55 °C



Essential LEDspot MR16



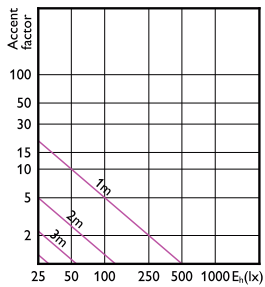
Accent Diagrams



Accent Diagram

Accent Diagram

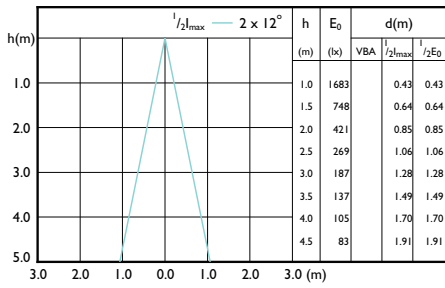
50W GU5-3 MR16 36D 830 3000K



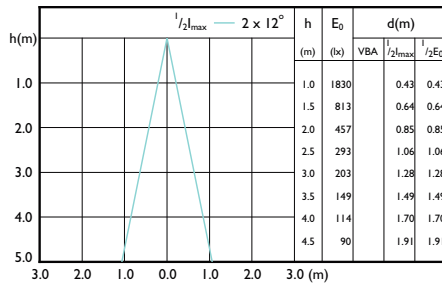
3-35W GU5-3 MR16 36D 865 6500K

Essential LEDspot MR16

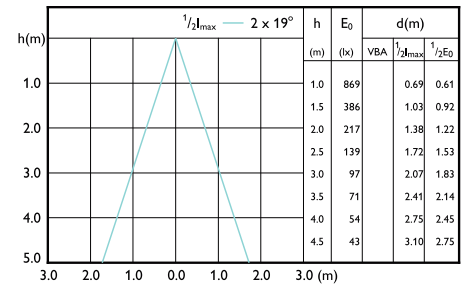
Beam Diagrams



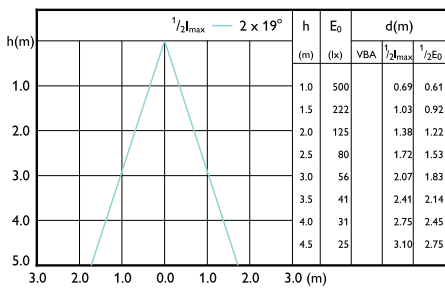
Beam Diagram



Beam Diagram



50W GU5-3 MR16 36D 830 3000K



3-35W GU5-3 MR16 36D 865 6500K

